

TORO

2013 LAWN & GARDEN RANGE

WALK-BEHIND MOWERS | LAWN TRACTORS | ZERO-TURN MOWERS | HAND-HELD



RESIDENTIAL EQUIPMENT




Contents

Our Company	P1
Toro Excellence	P2
Where to Buy	P3
Making your Selection Easier	P3
Products at a Glance	P4 - 5
Technology & Key Features	P6 - 7
Recycler® Technology	P8 - 9
Toro Engines	P10 - 11


Walk Behind Mowers

Recycler® Mowers
TimeMaster™  P12 - 17

Super Recycler®
Mowers  P18 - 21

Super Bagger
Mowers  P22 - 23

Heavy Duty
Mowers  P24 - 27

HoverPro™
Mowers  P28 - 29

Product Comparison Chart P 30 - 31


Ride-on Mowers


Tractors - Key Features P32 - 33

XLS Lawn Tractors  P34 - 35

DH Series Tractors  P36 - 37


Zero-Turn - Key Features P38 - 39

Timecutter® ZS Series  P40 - 41

Titan® ZX Series  P42 - 43

Product Comparison Chart P44 - 45

Hand-Held Products

Leaf Blowers / Vacs  P46 - 47

Product Specifications

Specification Table P 48

Experts in turf care



Our Company

Over 90 years of experience has made The Toro Company the most trusted supplier of turf equipment in the world.



Make the Move to Toro

Join the ranks of satisfied customers the world over – make Toro the preferred name at your home today.

On golf courses, parks, municipalities, sports fields and individual lawns around the world, our commitment to providing innovative, high quality products and systems to maintain turf has become legendary.

From baseball diamonds in Toro's U.S. homeland, to ■ St Andrews and ■ Wimbledon, Toro mowers

are used to maintain some of the most prestigious grassed areas in the world.

This passion and experience also led us to develop high quality equipment for home use, with products that make tending your garden as simple and effortless as possible – so you can spend more of your time enjoying its beauty.

■ St Andrews, Scotland



■ Wimbledon Championships, London





A product you can rely on, the name you can trust

Toro Excellence

Innovation

Toro products are rich with innovative features. The Toro Company is committed to delivering superior products that perform to your expectations. We have spent over 90 years refining and optimising our mowers. Numerous patents bear testament to our focus on innovative ways to improve your experience with our products.

Choosing the Right Product

Toro products are sold through specialist dealers, who will help you make the right choice for your needs. Choose from walk-behind mowers, Ride-on or Zero-Turn mowers - all with patented features that make them both highly effective and comfortable to use.

After Sales Service & Support

Our global distributor and dealer network is there to provide you with the support you need to keep your Toro product performing in peak condition throughout its life cycle. Our distributors and dealers provide factory trained service for complete peace of mind.

Locating Your Local Toro Authorised Dealer

To locate your nearest Sales stockist, Service or Parts dealer visit our website www.toro.com

Full Coverage Warranty

We stand behind our mowers' performance, season after season, which is why we offer some of the best warranty programmes in the business, including our 5-year full coverage warranty on cast aluminium deck mowers. With our full coverage warranty programmes, if the mower is defective in materials or workmanship, or if it stops functioning due to the failure of a component, under normal use and maintenance, Toro will fix it free of charge.



* Consumer use only - Professional use warranties may differ, please refer to www.toro.com or Operator's Manual for full details.

The Guaranteed-To-Start (GTS) Promise

With our Guaranteed-To-Start (GTS) Promise, our engines will start on the first or second pull for two, three or five years* from the date of purchase or Toro will fix the engine free of charge. This warranty promise covers the cost of parts and labour.



+ Varies by model - see individual model page for more detail.

Safe and Effective

Safety is paramount. The Toro product range includes safety features such as Operator Presence Control Lever (OPC), Blade Brake Clutch option in our mower range and Key-Choice® reverse on tractors, so you can select a product that meets your needs exactly, without having to compromise.

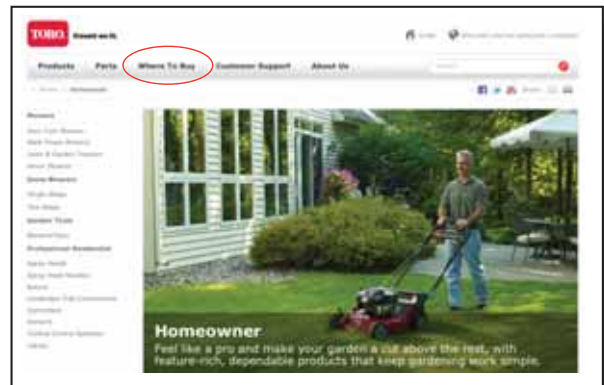


Where to Buy

Toro takes great care in selecting the correct dealer in the right location to support our valued customers' needs. The dealer will help you select the correct machine, carry out servicing and repairs and supply spare parts.

To locate your nearest dealer please visit our website at www.toro.com

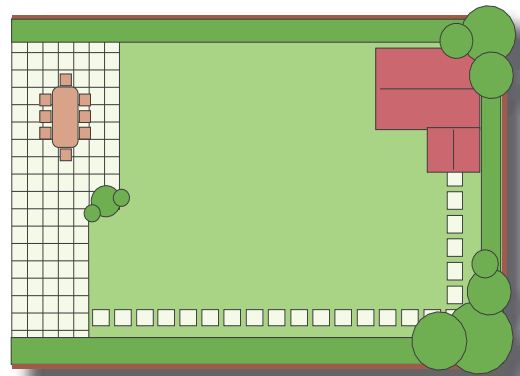
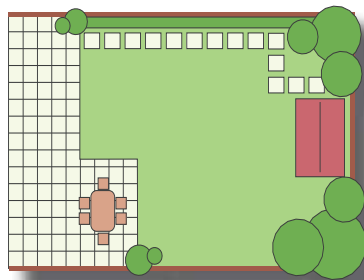
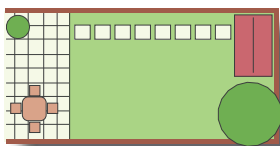
1. Select "Where to buy" on the home page
2. Select "Country"
3. Type in your "Postcode"
4. Under "Product Type" select "Homeowner"
5. Click on "Search"
6. A list of dealers will appear....



Making Your Mower Selection Easier

Toro has a wide portfolio of products offering options for any size garden, large or small. The Toro range has many patented technologies and features, designed to make our products noticeably more comfortable to use, whilst delivering the excellent standards of finish you expect from a quality mower.

For further help in choosing a mower or handheld product, please visit our website at www.toro.com



Small
Garden = up to 1800 m²

Medium
Garden = up to 2,500 m²

Large
Garden = over 2,500 m²

48cm⁺ ← Walk-behind → 76cm⁺

92cm⁺ ← Tractors → 107cm⁺

82cm⁺ ← Zero-Turn Mowers → 137cm⁺

⁺ Cutting Width

Toro Products at a Glance

Walk-Behind Mowers

Recycler®

(Page 12 - 13)



48cm

20950 - ADS, ROD Recycler®



48cm **NEW**

20952 - ADS,ES, ROD Recycler®



50cm

29639 - SS Recycler®

(Page 14-15)



55cm

20955 - ADS, ROD Recycler®



55cm

20956 - ADS,ES, ROD Recycler®



55cm

20958 - ADS,BBC, ROD Recycler®

TimeMaster™

(Page 16-17)



76cm **NEW**

20975 - ADS,BBC TimeMaster™

Super Recycler®

(Page 18-19)



48cm

20836 - ADS, ROD Super Recycler®



48cm

20837 - ADS, ROD Super Recycler®

(Page 20-21)



53cm

20792 - ADS, ROD Super Recycler®



53cm

20797 - ADS,ES Super Recycler®

Super Bagger®

(Page 22-23)



48cm

20835 - ADS Super Bagger



53cm

20899 - ADS Super Bagger



53cm

20897 - ADS,BBC Super Bagger

Heavy Duty

(Page 24-25)



53cm

22186TE - SS Recycling



53cm

22188TE - 3S,BBC Recycler®

(Page 26-27)



53cm

22189TE - 3S,BBC Hi-Vac



66cm

22203TE - 3S,BBC Hi-Vac

Key ADS = AutoMatic Drive System SS = Single Speed ROD = Recycle-On-Demand
 BBC = Blade Brake Clutch 3S = Three Speed
 ES = Electric Start cm = Cutting width

HoverPro™ Mowers

(Page 28-29)



40cm

02600 - HoverPro 400



46cm

02602 - HoverPro 450



51cm

02604 - HoverPro 500



53cm

02606 - HoverPro 550

HoverPro™ Mowers

Ride-On Mowers

(Page 34-35)



71254 - XLS-380 Lawn Tractor 97cm
71255 - XLS-420T Lawn Tractor 107cm

XLS Lawn Tractors

(Page 36-37)



74560 - DH140 92cm

DH Series Tractors



74585 - DH210 102cm
74596 - DH220 102cm

(Page 40-41)



74388 - ZS 3200S 82cm
74386 - ZS 4200T 107cm

NEW



74387 - ZS 5000 127cm

Zero-Turn Mowers
Timecutter® ZS Series

(Page 42-43)



74920 - ZX 4820 Titan 122cm
74924 - ZX 5420 Titan 137cm

Zero-Turn Mowers
Titan® ZX Series

Hand Held Products

(Page 46 - 47)



51593 - Super Blower Vac



51594 - Ultra Blower Vac

Blower / Vac

Technology & Key Features

Toro Walk-Behind Mowers



Automatic Drive - Less effort, more leisure

The majority of our walk-behind mowers come with the Toro AutoMatic Drive System. This intelligent drive-technology allows you to work at your own pace - the mower is self propelled but automatically moves as quickly or as slowly as you do, continually adapting to your chosen walking speed, even on slopes.

Variable Speed - Forward travel speed can be adjusted to suit the operating conditions and the operator.



Recycling - Good for your Lawn, Good for the Environment

Recycling grass clippings (or mulching as it's also known) instead of collecting them, saves you time, money and effort and is healthier for the planet. Many products feature Toro's patented Recycler® Technology. The patented design repeatedly chops the grass cuttings into tiny pieces and forces them back into the turf where they decompose quickly to provide nutrients and moisture to the soil.

Super Recycler® - Our best recyclers - with added features to the underdeck and cutting blade, to enhance cutting performance further.



Recycle-On-Demand - More options, more versatility

Most Toro mowers also give you the option to convert between 1. Recycling 2. Collecting or 3. Discharging clippings and many models benefit from Toro's exclusive "Recycle-on-Demand" feature, where you can change between modes, simply by pulling a lever.

Whether your grass is long, wet, short or dry, the Recycle-on-Demand feature gives you the ability to switch between mowing modes in seconds, so you can always choose the best option for your lawn.



The Guaranteed-To-Start (GTS) Promise

With our Guaranteed-To-Start (GTS) Promise, our engines will start on the first or second pull for two, three or five years* from the date of purchase or Toro will fix the engine free of charge. This Warranty promise covers the cost of parts and labour.

* Varies by model - look out for GTS logo for individual models on product page.



Blade Brake Clutch (BBC) - More safety, more efficiency

The clutch stops the cutterblade but enables the engine to continue running, while emptying the grassbag or travelling over non-grassed areas. The number of re-starts is reduced, saving you time.



Electric Start - Less effort, more options

Electric key start gives effortless engine starting on the turn of a key and is fitted in addition to the standard recoil pull-start, so you always have a manual option available.



Walk-Behind - Features continued

Easy Recoil Start

With a handle fitted 3/4 of the way up the handlebar you can easily pull-start the mower, minimising effort and ensuring maximum efficiency while starting your mower.

● Side Discharge

Distributes grass clippings away from one side of the mower, rather than collecting or recycling.

Rear Discharge

The grass clippings are discharged out of the rear of the mower when the grassbag is not attached.

Grass Collection

Grass is collected in a grassbag ready for disposal.

3 in 1 Versatility

Choose between recycling, rear or side discharge, or grass collection - all on one mower, giving you options, whatever the conditions.

● Quick Storage Handlebar

Take up less space in your garage or shed by changing the handlebar position to upright. You can also store the grassbag on the handlebar, saving space and allowing the grassbag to dry effectively.

● Height Adjustable Handlebar

Certain models offer the ability to adjust the handlebar height so if you're taller or shorter you can find a more comfortable mowing position for you.

● Easy Folding Handlebars

Handlebars fold for easy transport and compact storage.

Durable Cast Aluminium Decks

Lightweight and do not rust. These precision castings also result in an outstanding quality of cut.

Steel Deck

Solid and durable decks that produce a quality cut.

Leaf Collection

Use your mower to collect Autumn leaves. Simply raise the mower to the highest setting above the grass to shred and collect.

Washout Port

You can connect a hose to the washout port to easily clean grass cuttings from the mower deck interior. This prevents grass build up, ensuring your mower's performance is maintained.

Wheel Bearings

Ball bearing wheels offer durability and ensure only minimal effort is necessary to push your mower.

Operator Presence Control (OPC)

This safety bar, when released, stops the engine and cutterblade completely (Cutterblade only on BBC models).

OHV/OHC engines

Lighter, quieter engines with reduced emissions. The full engine lubrication system reduces wear for a longer lasting engine.

Single Speed

The mower speed is fixed at an optimum speed for best collection or recycling performance.

3 Speed

The mower has three fixed settings for optimum speed and for best collection or recycling performance.



Recycler® Technology

The Toro Recycler® - Mower advantage

What is recycling ?

We've all heard the term "Recycling," but how does it apply to your garden? Recycling refers to the process of cutting grass clippings repeatedly and so finely that instead of being bagged and removed; they are returned to your garden where they belong. This process is not only beneficial for your garden, but you will see it also saves you time and is great for the environment.



Toro's Recycler® technology is available throughout the Toro range – from walk power mowers to riding mowers and offers the following benefits.

A Beautiful, Healthy Garden

Toro's Recycler® technology works to process clippings small enough to filter down into the turf, rather than just dropping them on top of the turf. Toro Recycler® mowers are engineered specifically to handle high volumes of clippings. Patented kickers and specially designed blades maximise airflow and turn the clippings into fine slivers. The end result: you get a clean-cut path, without having to collect - and you return the nutrients and moisture trapped in the clippings back to your lawn.

Time Savings

Toro's Recycler® technology lets you save and gain back valuable time from your mowing chores. Imagine not having to stop to empty the grass bag repeatedly and not having to carry a heavy grassbag. In some cases you may even save money as well as time on disposal of large volumes of green waste.

Environmental Value

When you cut, bag and remove grass clippings you are essentially depriving your lawn of up to 1/3 of potential nutrients. This is because mowing typically cuts off 1/3 of the plant. The removed plant tissue contains the nutrients you deposited when you applied fertiliser. This wastes money and valuable nutrients.

Recycling grass clippings is very environmentally friendly and makes great sense. When you recycle, the nutrient value in the plant (grass blades) is re-deposited on your lawn; up to 25%-30% of the fertiliser you applied! This avoids landfill waste and pollution in addition to reducing the amount of additional fertiliser you apply.

Common myth dispelled

In spite of the inconvenience, some people continue to collect because of the misconception that recycling creates thatch. That is not the case; recycling does not add thatch to your lawn. Thatch comes from other parts of the grass plant; not the leaf that you cut off when mowing. Leaf clippings are high in water content and tend to break down rapidly when they are recycled into the lawn. So feel free to use Toro's Recycler® technology without worries.

The end result is clear: Toro's Recycler® technology gives you a great looking, healthy garden, saves you time and is the green alternative.



Toro's Recycler[®] technology is customised for each product to optimise recycling performance. This includes the:



Blade Technology

Toro blades are specially designed to ensure grass clippings are cut finely, through repeated processing. The high-lift blades create a powerful updraft that lifts the grass for a clean, even cut. The blade also keeps the clippings airborne to ensure they are thoroughly processed.



Cutting Chamber

The shape of the cutting chamber is optimised for each product to ensure the best recycling performance. Tests are performed for each product, to optimise grass clipping circulation and recycling.



Kickers

Strategically placed kickers in the cutting chamber divert the clippings back into the blade for additional cutting. The grass clippings are small enough to be useful to your lawn as nutrients, and not create unsightly remnants on your lawn.



Accelerator

After clippings have been thoroughly processed, accelerators create an outward force to push clippings down to the turf. This ensures the clippings filter through the grass plants and leave no after-cut residue. In the end, valuable nutrients and moisture are returned to your turf.





Premium OHV Engines

Toro Engines – Performance & Quality Guaranteed

When you buy a Toro product equipped with a Toro engine, you can be sure you're making a good investment. Toro's premium engines are tuned to the requirements of each machine they power, and, like every product that carries the Toro name, they're built to last.

Designed for optimal performance, Toro Engines feature:

Smooth Consistent Starting

The Auto-choke feature makes it simple and easy to start; no need for choking or priming. And Toro Engines are backed by the Toro Guaranteed-To-Start promise.

(Please consult individual product literature for complete engine warranty information).

Quality Assured

Buy with confidence! All Toro engines are rigorously tested using proprietary procedures perfected over almost a century of manufacturing experience (Toro began life as an engine manufacturing company back in 1914 and has over 95 years of experience in turf care). Each new engine undergoes multiple testing cycles before being approved. And take a close look – you'll find the quality of finish on our engines is of the highest standard.



Overhead Valve (OHV) Design

OHV engines are more efficient and burn fuel more cleanly than side valve engines.

Maximum Engine Life

Superior airflow and engine block design help the engine run cooler than other leading engines.

More Usable Power, Faster

Special governor design delivers fast power when put under load.

Quiet Operation

Low tone muffler keeps noise down. Full pressure lubrication and oversized air filter on the zero-turn mower engine for long-lasting durability and performance.



Cast Iron Cylinder Liner

For increased wear resistance and longer life



Serviceable Recoil

Simplifies maintenance and repairs for less downtime



Triple Piston Ring Design

Reduces oil consumption and blowby for maximum power



"Greener" Engines

Phase III compliant engines provide improved exhaust and reduced evaporative emissions

Guaranteed To Start (GTS) Promise

With our Guaranteed-to-Start (GTS) Promise, our engines will start on the first or second pull for two, three or five years* from the date of purchase or Toro will fix the engine free of charge. This warranty promise covers the cost of parts and labour.

*Varies by model.

(See individual model page for more detail).

Toro warrants both product and engine for a simplified claim process.



Recycler[®] Mowers 48cm/50cm

Models in the range 20950 - 20952 - 29639



Model Features⁺



Recycling	✓	✓	✓
Super Recycling	-	-	-
Recycle-On-Demand	✓	✓	-
Electric Start	-	✓	-
Recoil Start	✓	✓	✓
Blade Brake Clutch	-	-	-
AutoMatic Drive System	✓	✓	-
Variable Speed	✓	✓	-
Single Speed	-	-	✓
Side Discharge	-	-	-
Rear Discharge	✓	✓	▼
Grass Collection	✓	✓	✓
Leaf Collection	✓	✓	✓
Folding Handlebars	✓	✓	✓
Quick Storage Handlebar	-	-	-
Height Adjustable Handlebar	✓	✓	-
Wheel Bearings	-	-	-
Wash-out Port	-	-	-
Operator Presence Control	✓	✓	✓

Key ✓ = Standard ▼ = Option

ADS = AutoMatic Drive System
ES = Electric Start

SS = Single Speed
ROD = Recycle-On-Demand

⁺ For more information on key mower features, see pages 6 - 7

* For full Warranty terms and conditions, refer to product Operator's Manual on www.toro.com



At home in any garden



Offering great value and performance, our recycling mowers have been developed to reduce garden waste through 'Recycling' technology. The 'Recycle-on-Demand' mode (20950/52 only) allows you to switch easily between recycling and collecting by simply pulling a lever. Recycling helps maintain a healthy and green lawn by chopping the grass clippings into a fine mulch and then returning them back into the lawn. Here the clippings rapidly decompose, putting nutrients back into the soil, helping to keep your lawn looking lush all through the summer.



Model	● 20950 - ADS, ROD	● 20952 - ADS, ES, ROD	● 29639 - SS
Lawn Area	Medium	Medium	Medium
Cutting Width	48cm	48cm	50cm
Engine	Toro OHV 159cc	Toro OHV 159cc with alternator	Toro OHV 159cc
Deck Type	Steel	Steel	Steel
Drive System	AutoMatic Drive	AutoMatic Drive	Single Speed
Height of Cut	21-98mm/2-point adjustment	21-98mm/2-point adjustment	21-102mm/4-point adjustment



Recycle-On-Demand

Just a simple move of a lever changes the mower from grass collection to recycling mode.



AutoMatic Drive System

Matches your step and pace. When you speed up, the mower speeds up. When you slow down, the mower does too.



3-in-1 Versatility

You can use the mower as a Recycler,[®] in rear discharge mode or rear collection mode.



Easy Adjust Handlebar

Easily adjustable handlebars can be positioned to suit operator preferences to mow in comfort.

Recycler[®] Mowers 55cm

Models in the range 20955 - 20956 - 20958



Model Features⁺



Recycling	✓	✓	✓
Super Recycling	-	-	-
Recycle-On-Demand	✓	✓	✓
Electric Start	-	✓	-
Recoil Start	✓	✓	✓
Blade Brake Clutch	-	-	✓
AutoMatic Drive System	✓	✓	✓
Variable Speed	✓	✓	✓
Single Speed	-	-	-
Side Discharge	✓	✓	✓
Rear Discharge	✓	✓	✓
Grass Collection	✓	✓	✓
Leaf Collection	✓	✓	✓
Folding Handlebars	✓	✓	✓
Quick Storage Handlebar	-	-	-
Height Adjustable Handlebar	-	-	-
Wheel Bearings	-	-	-
Wash-out Port	✓	✓	✓
Operator Presence Control	✓	✓	✓

Key ✓ = Standard

ADS = AutoMatic Drive System
ES = Electric Start

BBC = Blade Brake Clutch
ROD = Recycle-On-Demand

+ For more information on key mower features, see pages 6-7

* For full Warranty terms and conditions, refer to product Operator's Manual on www.toro.com



Save time mowing larger lawns



Recycling saves you time, as you don't need to keep emptying the grassbag. Toro Recycler[®] mowers are a cut above your ordinary mulching mowers. The patented Recycler[®] cutting system processes clippings up to 15 times before they are forced back into the turf where they decompose quickly and provide nutrients and moisture to the soil. Rear collection comes as standard, for when conditions are not ideal for recycling (for example, at the start or end of the season, when the grass may be longer).



Model	● 20955 - ADS, ROD	● 20956 - ADS, ES, ROD	● 20958 - ADS, BBC, ROD
Lawn Area	Large	Large	Large
Cutting Width	55cm	55cm	55cm
Engine	Briggs & Stratton Series 675 Quantum 190cc	Briggs & Stratton Series 675 Quantum 190cc	Briggs & Stratton Series 675 Quantum 190cc
Deck Type	Steel	Steel	Steel
Drive System	AutoMatic Drive	AutoMatic Drive	AutoMatic Drive
Height of Cut	25-102mm 4-point adjustment	25-102mm 4-point adjustment	25-102mm 4-point adjustment



Blade Brake Clutch (BBC)

The BBC stops the cutterblade but enables the engine to continue running, while emptying the bag or travelling over non-grassed areas.



3-in-1 Versatility

It allows you to use the mower as a Recycler[®] in side discharge mode or rear collection mode.



Recycle-On-Demand

Just a simple move of a lever changes the mower from grass collection to recycling mode.



AutoMatic Drive System

Matches your step and pace. When you speed up, the mower speeds up. When you slow down, the mower does too.

TimeMaster™ 76cm

Models in the range 20975



Model Features⁺

Recycling	✓
Super Recycling	—
Recycle-On-Demand	—
Electric Start	—
Recoil Start	✓
Blade Brake Clutch	✓
AutoMatic Drive System	✓
Variable Speed	✓
Traction Assist	✓
Single Speed	—
Dual Blades	✓
Side Discharge	✓
Rear Discharge	—
Grass Collection	✓
Leaf Collection	✓
Folding Handlebars	✓
Quick Storage Handlebar	✓
Height Adjustable Handlebar	✓
Wheel Bearings	✓
Wash-out Port	✓
Operator Presence Control	✓

Key ✓ = Standard

ADS = AutoMatic Drive System
BBC = Blade Brake Clutch



See the TimeMaster™ in Action

+ For more information on key mower features, see pages 6-7

* For full Warranty terms and conditions, refer to product Operator's Manual on www.toro.com



Cover more ground in less time!

Mow up to 40% faster!



For homeowners with large gardens or grassed areas to mow, the Toro Timemaster™ covers more ground in far less time. The sleek, lightweight body is surprisingly easy to manoeuvre, making it simple to circle trees or shrubs.

The Dual-Force™ twin blade cutting system combined with Toro Atomic blades makes light work of grass cutting on a large scale.

The Timemaster is a mower that makes a big impact with a small footprint.



Model

● 20975 - ADS, BBC

Lawn Area

Large

Cutting Width

76cm

Engine

Briggs & Stratton® Series 875 OHV 190cc

Deck Material

Cast Aluminum Frame - Steel Deck

Drive System

AutoMatic Drive with Traction Assist

Height of Cut

2-Point, 32-108mm



Dual-force™ Cutting System

Chops clippings repeatedly into tiny bits and forces them back into the turf where they decompose quickly and provide nutrients and moisture to the soil.



AutoMatic® Drive System

This system automatically adjusts the mower's pace to your walking speed. For more challenging areas with uneven terrain, the Traction-Assist Handle helps control your speed.



Blade Brake Clutch (BBC)

This stops both blades but enables the engine to continue running, while emptying the grassbag or travelling over non grassed area's



Quick Stow Lever

Handle adjusts for easy compact storage and to insure a comfortable mowing experience for any operator.

Super Recycler[®] Mowers 48cm

Models in the range 20836 - 20837



Model Features⁺

	●	●
Recycling	-	-
Super Recycling	✓	✓
Recycle-On-Demand	✓	✓
Electric Start	-	-
Recoil Start	✓	✓
Blade Brake Clutch	-	-
AutoMatic Drive System	✓	✓
Variable Speed	✓	✓
Side Discharge	-	-
Rear Discharge	✓	✓
Grass Collection	✓	✓
Leaf Collection	✓	✓
Folding Handlebars	✓	✓
Quick storage Handlebar	✓	✓
Height Adjustable Handlebar	✓	✓
Wheel Bearings	✓	✓
Wash-out Port	✓	✓
Operator Presence Control	✓	✓

Key ✓ = Standard

ADS = AutoMatic Drive System
ES = Electric Start

BBC = Blade Brake Clutch
ROD = Recycle-On-Demand

+ For more information on key mower features, see pages 6-7

* For full Warranty terms and conditions, refer to product Operator's Manual on www.toro.com



Time saving and excellent quality finish



Super Recycler[®] mowers are Toro's best residential recycling mowers. The durable cast aluminium cutting deck, combined with strategically placed kickers, provides the best quality of cut and mulching performance. They are built to last, with a full 5-year warranty for total peace of mind.



Model	● 20836 - ADS, ROD	● 20837 - ADS, ROD
Lawn Area	Medium	Medium
Cutting Width	48cm	48cm
Engine	Toro OHV 159cc	Honda GCV 160cc OHC
Deck Type	Aluminium	Aluminium
Drive System	AutoMatic Drive	AutoMatic Drive
Height of Cut	25-102mm/1-point adjustment	25-102mm/1-point adjustment



Durable Aluminium Deck

The die-cast deck is lightweight and corrosion resistant. Precision casting also produces outstanding quality of cut for improved performance.



Recycle-On-Demand

Just a simple move of a lever changes the mower from grass collection to recycling mode.



Single-Point Height of Cut

Select the desired height of cut in one easy move.



Quick Storage Handlebar

When you are finished mowing, the handlebar can be moved to a vertical compact storage position including grassbag.

Super Recycler[®] Mowers 53cm

Models in the range 20792 - 20797



Model Features⁺

	●	●
Recycling	-	-
Super Recycling	✓	✓
Recycle-On-Demand	-	-
Electric Start	-	✓
Recoil Start	✓	✓
Blade Brake Clutch	-	-
AutoMatic Drive System	✓	✓
Variable Speed	✓	✓
Side Discharge	✓	✓
Rear Discharge	✓	✓
Grass Collection	✓	✓
Leaf Collection	✓	✓
Folding Handlebars	✓	✓
Quick Storage Handlebar	✓	✓
Height Adjustable Handlebar	-	-
Wheel Bearings	-	-
Wash-out Port	✓	✓
Operator Presence Control	✓	✓

Key ✓ = Standard

ADS = AutoMatic Drive System

ES = Electric Start

+ For more information on key mower features, see pages 6-7

* For full Warranty terms and conditions, refer to product Operator's Manual on www.toro.com



Robust, time saving and friendly to the environment



Super Recycler[®] mowers are Toro's best residential recycling mowers and these 53cm models are great for larger gardens. The durable cast aluminium cutting deck, combined with strategically placed kickers, provides the best quality of cut and mulching performance. Highly versatile and built to last with a full 5-year warranty for total peace of mind.



Model	● 20792 - ADS	● 20797- ADS, ES
Lawn Area	Medium/Large	Medium/Large
Cutting Width	53cm	53cm
Engine	Briggs & Stratton Series 675 S-Valve 190cc	Briggs & Stratton Series 675 S-Valve 190cc
Deck Type	Aluminium	Aluminium
Drive System	AutoMatic Drive	AutoMatic Drive
Height of Cut	32-108mm/4-point adjustment	32-108mm/4-point adjustment



Enhanced Blade/Underdeck

Refined cutterblade and underdeck design improves airflow, resulting in better recycling.



4 in 1 Versatility

Choose from side discharge, rear discharge, rear collect or recycling.



Wash-Out-Port

By attaching a garden hose water easily cleans grass debris from the underside of deck to prevent grass build up.



AutoMatic Drive System

Matches your step and pace. When you speed up, the mower speeds up. When you slow down, the mower does too.

Super Bagger Mowers 48cm/53cm

Models in the range 20835 - 20899 - 20897



Model Features⁺

	●	●	●
Recycling	-	✓	✓
Super Recycling	-	-	-
Recycle-On-Demand	-	-	-
Recoil Start	✓	✓	✓
Blade Brake Clutch	-	-	✓
AutoMatic Drive System	✓	✓	✓
Variable Speed	✓	✓	✓
Side Discharge	-	✓	✓
Rear Discharge	✓	-	-
Blade Accelerator	✓	-	-
Grass Collection	✓	✓	✓
Leaf Collection	✓	✓	✓
Folding Handlebars	✓	✓	✓
Quick Storage Handlebar	-	✓	✓
Height Adjustable Handlebar	✓	✓	✓
Wheel Bearings	✓	-	-
Wash-out Port	-	-	-
Operator Presence Control	✓	✓	✓

Key ✓ = Standard

ADS = AutoMatic Drive System
BBC = Blade Brake Clutch

+ For more information on key mower features, see pages 6-7

* For full Warranty terms and conditions, refer to product Operator's Manual on www.toro.com



For superior grass collection choose a Super Bagger



The robust cast aluminium decks on Toro's Super Bagger mowers have a large rear discharge opening that allows more grass to flow into the bag. An innovative inter-lock switch eliminates the need for a rear flap, making it faster and easier to empty the grassbag on models 20897 & 20899.



Model	● 20835 - ADS	● 20899 - ADS	● 20897 - ADS, BBC
Lawn Area	Medium	Medium/Large	Medium/Large
Cutting Width	48cm	53cm	53cm
Engine	Toro OHV 159cc	Honda GCV-160cc OHC	Honda GCV-160cc OHC
Deck Type	Aluminium	Aluminium	Aluminium
Drive System	AutoMatic Drive	AutoMatic Drive	AutoMatic Drive
Height of Cut	25-102mm/ 1-point adjustment	30-108mm/ 4-point adjustment	30-108mm/4-point adjustment



Cast Aluminium Deck

The die-cast deck is lightweight and corrosion resistant. Precision casting also produces outstanding quality of cut for improved performance.



Blade Brake Clutch (BBC)

This stops the blade but enables the engine to continue running, while emptying the grassbag or travelling over non-grassed areas.



Toro OHV Engine

Quieter engine with reduced emissions and vibration.



Cutterblade Accelerator

Specifically designed to increase airflow, the result is improved grass collection.

Heavy Duty Mowers 53cm

Models in the range 22186TE - 22188TE



Model Features⁺

	●	●
Recycling	✓	✓
Super Recycling	-	-
Recycle-On-Demand	-	-
Recoil Start	✓	✓
Blade Brake Clutch	-	✓
3 Speed System	-	✓
Single Speed	✓	-
Side Discharge	✓	-
Rear Discharge	-	-
Grass Collection	✓	✓
Leaf Collection	✓	✓
Folding Handlebars	-	-
Quick Storage Handlebar	-	-
Height Adjustable Handlebar	✓	-
Wheel Bearings	✓	✓
Steel Wheels	✓	✓
Operator Presence Control	✓	✓

Key ✓ = Standard

SS = Single Speed
3S = 3 Speed

BBC = Blade Brake Clutch

⁺ For more information on key mower features, see pages 6-7

* For full Warranty terms and conditions, refer to product Operator's Manual on www.toro.com



Tough machines for tough jobs



With commercial grade engines, steel wheels and up to 6mm thick cast aluminium decks, Toro Heavy Duty mowers are designed to withstand the demanding conditions of professional gardeners and landscapers. Recycling models shown below. (Hi-Vac bagging models also available see P26 - 27).




Model	● 22186TE - SS	● 22188TE - 3S, BBC
Lawn Area	Large	Large
Cutting Width	53cm	53cm
Engine	Honda 4-Cycle GSV 190cc	Kawasaki 4-Cycle FJ180V
Deck Type	Aluminium	Aluminium
Drive System	Single Speed	3 Speed
Height of Cut	25-114mm/4-point adjustment	25-89mm/4-point adjustment



Designed for Commercial Use

Models are powered by strong and reliable Kawasaki or Honda commercial engines.




Long Range Fuel Tank

With a 3.8L long range fuel tank which saves time on re-fuelling. They also come with a replaceable oil filter.



Industry's Thickest Deck

The 6mm thick die-cast-aluminium deck is designed to withstand the abuse of commercial mowing, whilst minimising overall weight.



Variable 3-speed Gearbox

Heavy duty 3-speed gearbox propels the mower at 1.3, 2.9 or 3.7mph.

Heavy Duty Hi-Vac Mowers 53cm/66cm

Models in the range 22189TE - 22203TE



Model Features⁺



Recycling	-	▼
Super Recycling	-	-
Recycle-On-Demand	-	-
Recoil Start	✓	✓
Blade Brake Clutch	✓	✓
3 Speed System	✓	✓
Side Discharge	▼	▼
Rear Discharge	-	-
Grass Collection	✓	✓
Leaf Collection	✓	✓
Folding Handlebars	-	-
Quick Storage Handlebar	-	-
Height Adjustable Handlebar	-	-
Wheel Bearings	✓	✓
Metal Wheels	✓	✓
Operator Presence Control	✓	✓

Key ✓ = Standard ▼ = Option

3S = 3 Speed

BBC = Blade Brake Clutch

⁺ For more information on key mower features, see pages 6-7

* For full Warranty terms and conditions, refer to product Operator's Manual on www.toro.com



Built for professional gardeners and landscapers

With commercial grade engines, metal wheels, large cutting widths and up to 6mm thick cast aluminium decks, Toro Heavy Duty mowers are designed to withstand the demands of professional gardeners and landscapers. These two Hi-Vac bagging models offer superior grass collecting performance. The Blade Brake Clutch (BBC) feature also comes as standard on both these models, minimising engine restarts.



Model	● 22189TE - Hi-Vac 3S, BBC	● 22203TE - Hi-Vac 3S, BBC
Lawn Area	Large	Large
Cutting Width	53cm	66cm
Engine	Kawasaki 4-Cycle 179cc FJ180V	Kawasaki 4-Cycle 179cc FJ180V
Deck Type	Die Cast Aluminium	Die Cast Aluminium
Drive System	3 Speed	3 Speed
Height of Cut	25-96mm/4-point adjustment	25-102mm/4-point adjustment



BBC - Blade Brake Clutch

This stops the blade but enables the engine to continue running, while emptying the grassbag or travelling over non-grassed areas.



Designed for Commercial Use

Both models come with a replaceable oil filter and a long range fuel tank which saves time on re-fuelling.



Industry's Thickest Deck

The 6mm thick die-cast aluminium deck is designed to withstand the abuse of commercial mowing, whilst minimising overall weight.




3-Speed Gearbox

Heavy duty 3-speed gearbox propelling the mower at 2.0, 3.0 and 3.8mph.

HoverPro™ Mowers 40cm/46cm/51cm/53cm

Models in the range 02600 - 02602 - 02604 - 02606



Model Features⁺



Recoil Start	✓	✓	✓	✓
Nylon Cutter System	✓	✓	-	-
Metal Bar Cutter System	-	-	✓	✓
Folding Handlebars	-	-	-	-
Operator Presence Control	✓	✓	✓	✓
Slope Angles	25°	45°	45°	45°
Grass Collection	-	-	-	-
Extension Handles - Kit	-	▼	▼	▼
Transport Wheels - Kit	-	▼	▼	▼
Hi-Rise-Kit	▼	▼	-	-

Key ✓ = Standard ▼ = Option

* For full Warranty terms and conditions, refer to product Operator's Manual on www.toro.com



Go Anywhere HoverPro™ Mowers, ideal for undulating or steep areas

The HoverPro™ range offers the ideal mowing solution for areas where wheeled mowers leave a poor finish or are simply unable to perform. Though suitable for all terrains, HoverPros™ excel in mowing tough, undulating ground and steep slopes, allowing these areas to be maintained safely and effectively, even on slopes up to 45 degrees (except 02600 = 25°).

The HoverPro's excellent hovering capability and absence of wheels minimalises the risk of the mower dropping off the grass edge, (which could result in turf damage and crushed edges) - making these mowers an ideal choice for maintaining areas around flower beds or golf course bunkers.



Model	02600 - HoverPro 400	02602 - HoverPro 450	02604 - HoverPro 500	02606 - HoverPro 550
Lawn Area	Small/Medium	Medium	Medium/Large	Medium/Large
Cutting Width	40 cm	46 cm	51 cm	53 cm
Engine	Honda® GXV57	Honda GCV-135 OHC	Honda GCV-160 OHC	Honda GCV-160 OHC
Capacity	57 cc	135 cc	160 cc	160 cc
Cutter System	Nylon Line	Nylon Line	Metal Bar Blade	Metal Bar Blade
Height of Cut	18-30 mm	18-30 mm	16-34 mm	16-34 mm

Optional Accessories



Hi-Rise Kit

Hi-Rise Kit - simply bolts to existing deck to increase height of cut by 35mm.



Transport Wheels

Transport Wheels - makes machine easier to manoeuvre to and from cutting area.



Extension Handles

Extension Handles - makes working on slopes or hard to reach areas easier.

Product Comparison - Walk-Behind Mowers

Mower Type	Recycler®					
Model	20950	20952	29639	20955	20956	20958
Engine	Toro® OHV 159cc	Toro® OHV 159cc with alternator	Toro OHV 159cc	Briggs & Stratton Series 675 Quantum 190 cc	Briggs & Stratton Series 675 Quantum 190cc	Briggs & Stratton Series 675 Quantum 190cc ▶
Starter	Recoil ▶	Electric	Electric	Recoil ▶	Electric	Recoil
Drive System	AutoMatic Drive	AutoMatic Drive	2-Bail, Variable Speed	AutoMatic Drive	AutoMatic Drive	AutoMatic Drive ▶
Blade Brake Clutch (BBC)	No	No	No	No	No ▶	Yes
Weight (kg)	34	35	31	36.3	39	39.9
Warranty Home Owner*	2 Year Full Coverage* 2 Year - GTS**	2 Year Full Coverage* 2 Year - GTS**	2 Year Full Coverage* 2 Year - GTS**	2 Year Full Coverage* 2 Year - GTS**	2 Year Full Coverage* 2 Year - GTS**	2 Year Full Coverage* 2 Year - GTS** ▶
Warranty Commercial*	45 days	45 days	45 days	45 days	45 days	45 days
Performance						
Lawn Area	Medium	Medium	Medium ▶	Large	Large	Large
Cutting Width	48cm	48cm ▶	50cm ▶	55cm	55cm	55cm ▶
Deck Material	Steel	Steel	Steel	Steel	Steel	Steel
Height of Cut	2-Point, 21-98mm	2-Point, 21-98mm	4-Point, 21-102mm	4-Point, 25-102mm	4-Point, 25-102mm	4-Point, 25-102mm
Recycler®	Yes	Yes	Yes	Yes	Yes	Yes
Capability	Recycler, Collect, Rear Discharge	Recycler, Collect, Rear Discharge	Recycler, Collect, Side Discharge	Recycler, Collect, Side Discharge	Recycler, Collect, Side Discharge	Recycler, Collect, Side Discharge
Washout Port	Yes	Yes	No ▶	Yes	Yes	Yes
Wheel Bearings	No	No	No	No	No	No ▶
Grassbag Capacity (litres)	60	60	60	60	60	60 ▶
Fuel Tank Capacity (litres)	1.1	1.1	1.1 ▶	1.5	1.5	1.5
Wheel Height: Front / Rear	20cm / 20cm	20cm / 20cm	18 cm / 20cm	20cm / 20cm	20cm / 20cm	20cm / 20cm ▶
User-Friendly Features						
Recycle on Demand	Yes	Yes	No	Yes	Yes	Yes
Height Adjustable Handlebar	Yes	Yes	No	No	No	No ▶
Folding Handlebars	Yes	Yes	Yes	Yes	Yes	Yes
Quick Storage Handlebars	No	No	No	No	No	No ▶
Traction Assist	No	No	No	No	No	No

Mower Type	Heavy Duty Walk-Behind Mowers			
Model	22186TE	22188TE	22189TE	22203TE
Engine	Honda®, 4-cycle, 190cc, GSV190	Kawasaki®, 4-cycle, 179cc, FJ180V	Kawasaki®, 4-cycle, 179cc, FJ180V	Kawasaki, 4-cycle, 179cc, FJ180V
Starter	Recoil	Recoil	Recoil	Recoil
Drive System	Variable, 1-Speed ▶	Variable, 3-Speed	Variable, 3-Speed	Variable, 3-Speed
Blade Brake Clutch (BBC)	No ▶	Yes	Yes	Yes
Weight (kg)	44	52	56	85
Warranty Home Owner *	2 Year Full Coverage* 2 Year - GTS**	2 Year Full Coverage* 2 Year - GTS**	2 Year Full Coverage* 2 Year - GTS**	2 Year Full Coverage* 2 Year - GTS**
Warranty Commercial*	1 Year	1 Year	1 Year	1 Year
Performance				
Lawn Area	Large	Large	Large	Large
Cutting Width	53 cm	53 cm	53 cm ▶	66 cm
Deck Material	Aluminium	Aluminium	Aluminium	Aluminium
Height of Cut	4-Point, 25-114 mm	4-Point, 26-83 mm	4-Point, 25-96 mm	4-Point, 25-102 mm
Recycler®	Yes	Yes	No	Optional
Capability	Recycler, Collect, Side Discharge	Recycler & Collect	Recycler, Collect, Optional Side Discharge	Recycler, Collect, Optional Side Discharge
Washout Port	No	No	No	No
Wheel Bearings	Yes	Yes	Yes	Yes
Grassbag Capacity (litres)	65 ▶	70 ▶	75 ▶	90
Fuel Tank Capacity (litres)	1.0 ▶	3.8	3.8	3.8
Wheel Height: Front / Rear	20 cm / 20 cm	20 cm / 20 cm	20 cm / 20 cm	20 cm / 20 cm



TimeMaster™ Super Recycler®					Super Bagger		
20975	20836	20837	20792	20797	20835	20899	20897
Briggs & Stratton® Series 875 OHV 190cc	Toro® OHV 159cc	Honda® GCV-160 OHC	Briggs & Stratton® Series 675 S-Valve 190cc	Briggs & Stratton Series 675 S-Valve 190cc	Toro® OHV 159cc	Honda® GCV-160 OHC	Honda GCV-160 OHC
Recoil	Recoil	Recoil	Recoil	Electric	Recoil	Recoil	Recoil
AutoMatic Drive with Traction Assist	AutoMatic Drive	AutoMatic Drive	AutoMatic Drive	AutoMatic Drive	AutoMatic Drive	AutoMatic Drive	AutoMatic Drive
Yes	No	No	No	No	No	No	Yes
59.9	34	35	38.2	41.8	33	36.4	40.5
3 Year Full Coverage* 3 Year - GTS**	5 Year Full Coverage* 5 Year - GTS**	5 Year Full Coverage* 5 Year - GTS**	5 Year Full Coverage* 5 Year - GTS**	5 Year Full Coverage* 5 Year - GTS**	5 Year Full Coverage* 5 Year - GTS**	5 Year Full Coverage* 5 Year - GTS**	5 Year Full Coverage* 5 Year - GTS**
45 days	45 days	45 days	45 days	45 days	45 days	45 days	45 days
Large	Medium	Medium	Medium/Large	Medium/Large	Medium	Medium/Large	Medium/Large
76cm	48cm	48cm	53cm	53cm	48cm	53cm	53cm
Steel	Aluminium	Aluminium	Aluminium	Aluminium	Aluminium	Aluminium	Aluminium
2-Point, 32-108mm	1-Point, 25-102mm	1-Point, 25-102mm	4-Point, 32-108mm	4-Point, 32-108mm	1-Point, 25-102mm	4-Point, 30-108mm	4-Point, 32-108mm
Yes	Super Recycler®	Super Recycler®	Super Recycler®	Super Recycler®	No	Yes	Yes
Recycler, Collect, Side Discharge	Recycler, Collect, Rear Discharge	Recycler, Collect, Rear Discharge	Recycler, Collect, Rear Discharge, Side Discharge	Recycler, Collect, Rear Discharge, Side Discharge	Collect, Rear Discharge	Recycler, Collect, Side Discharge	Recycler, Collect, Side Discharge
Yes	Yes	Yes	Yes	Yes	No	No	No
Yes	Yes	Yes	No	No	Yes	No	No
88	60	60	65	65	60	65	65
1.1	1.1	1.1	1.5	1.5	1.1	1.1	1.1
20cm / 26cm	20cm / 20cm	20cm / 20cm	20cm / 20cm	20cm / 20cm	20cm / 20cm	20cm / 20cm	20cm / 20cm
No	Yes	Yes	No	No	Yes	No	No
Yes	Yes	Yes	Yes	Yes	Yes	Yes	Yes
Yes	Yes	Yes	Yes	Yes	Yes	Yes	Yes
Yes	Yes	Yes	Yes	Yes	No	Yes	Yes
Yes	No	No	No	No	No	No	No

Mower Type	HoverPro™ Mowers			
Model	02600	02602	02604	02606
Engine	Honda® GXV57	Honda GCV-135 OHC	Honda GCV-160 OHC	Honda GCV-160 OHC
Starter	Recoil	Recoil	Recoil	Recoil
Weight (kg)	12.5	17.6	19	19
Warranty Home Owner*	2 Year Full Coverage	2 Year Full Coverage	2 Year Full Coverage	2 Year Full Coverage
Warranty Commercial*	2 Year Full Coverage	2 Year Full Coverage	2 Year Full Coverage	2 Year Full Coverage
Performance				
Lawn Area	Small/Medium	Medium	Medium/Large	Medium/Large
Cutting Width	40 cm	46 cm	51 cm	53 cm
Cutter System	Nylon Line	Nylon Line	Metal Bar Blade	Metal Bar Blade
Deck Material	High Impact ABS Polymer	High Impact ABS Polymer	High Impact ABS Polymer	High Impact ABS Polymer
Height of Cut	18-30 mm	18-30 mm	16-34 mm	16-34 mm
Angle of Operation	Up to 25°	Up to 45°	Up to 45°	Up to 45°
Fuel Tank Capacity (litres)	0.27	0.77	0.77	0.77
User-Friendly Features				
Quick Storage Handlebar	Yes	Yes	Yes	Yes
Extension Handles - Kit	No	Optional	Optional	Optional
Transport Wheels - Kit	No	Optional	Optional	Optional
Hi-Rise - Kit	Optional	Optional	No	No
Softgrip Handlebar	Yes	Yes	Yes	Yes
Folding Handlebar	Yes	Yes	Yes	Yes

▶ Designates an enhanced or step-up feature

* For Full Warranty terms and conditions, refer to product Operator's Manual on www.toro.com

** GTS = Guaranteed To Start - See P11 for more detail on the GTS promise.

Ride-on Tractors

Technology & Key Features

Why choose a Ride-on Tractor?

If you have a larger sized garden, a ride-on product could help you manage your grass more easily – and make it more enjoyable too.

When buying a ride-on product, consider

- a) **the size of lawn you wish to cut** – choose a larger width cutting deck for larger gardens. Toro offer tractors from 92 – 107cm cutting width
- b) **comfort and ease of use** – all of Toro's tractors have comfortable seats and are really easy to drive as they have automatic transmission, so there's no need to get involved with manually changing gears
- c) **whether you want to collect, Recycle® or discharge your grass clippings** – Toro offers a variety of choices
- d) **whether you want to do more than mow** – if you want to carry out other jobs, you can just hook up to the tow hitch.

If **reducing** the time taken to cut your lawn is a key factor, or if you have a **large area** to cut or a **number of obstacles** to cut around, you might want to **consider a Zero-Turn Mower** instead – see pages 38 – 39 for options.



Why choose a tractor?

TORO®

The Toro Ride-on Tractor range offers products for every garden size and condition.

Toro products offer the durability and performance you expect and will help keep your mowing experience enjoyable, and your garden looking beautiful, for many years to come.

Toro's innovative technologies offer you greater flexibility, meaning you are prepared and can react to changing conditions – even while mowing.

When you buy Toro, you know you're buying from one of the most trusted names in Turf Care – so you can buy with confidence.



Ride-on Tractors - Key Features & Options

Solid Construction

Toro's stress-resistant steel frames and tough cast-iron front axles ensure strength and durability that will provide consistent performance for years to come.

Ease of Use

Toro garden tractors offer full, unobstructed front and side visibility for mowing, turning and trimming. They also have a tight 55cm turning radius for close-quarter trimming around trees or other obstacles in the garden.

● Patented Toro® Recycler® Cutting System



Instead of collecting grass clippings, why not Recycle® them – Toro's patented Recycler® system chops clippings repeatedly into tiny bits and forces them back into the turf where they decompose quickly and provide nutrients and moisture to the soil. Saves time, as there's no need to empty a grassbag and also keeps your lawn lush and green!

Available as an option on the XLS series tractors and as standard on the DH Series.

● Recycle-on-Demand

For the ultimate in options, choose a tractor with Toro's patented Recycle on Demand system. Simply use the foot operated pedal to swap from rear collection to time saving recycling mode – even as you mow! Simple, easy and effective. Available on selected DH Series tractor models.

Floating Decks / Offset Deck

Floating, centrally mounted steel cutting decks offer superb contour following, so you achieve a consistent height of cut. An offset deck allows you to cut right up to edges.

● Grass Collection Made Easy (DH Series only)

When in collection mode, Toro's specially designed decks create a powerful airflow that directs grass clippings to the collector, for excellent collection performance.

The bags are large so you don't have to keep stopping. They're easy to empty too – the "Bag-Full" indicator will tell you when it's time to stop, then you simply open the collector from your seat using the lever. No climbing on and off the mower, no lifting and no strain.

Easy to Keep Clean

You can easily clean grass and debris from under the deck of a Toro tractor by using the convenient washout port. Just attach a garden hose and turn on the water. Simple, easy and convenient.

KeyChoice Feature for Extra Safety

As an additional safety feature, all Toro tractors require a key to be turned before the tractor can be operated in reverse with the cutter deck in operation.

Headlights

Toro realises you may not always have the option to mow during the day, so fitting headlights to certain models means you're able to operate your mower during those dawn and dusk hours. They also provide safer mower operation in low visibility conditions.

Optional Accessories for your Ride-on Tractor

Twin Bagger (XLS series models)

Want to collect and dispose of your clippings? The Twin Bagger attachment's dual collectors make collecting and handling grass clippings easier.

Bumper Kit (XLS series models)

Commercial style bumper for added front protection.

Recycler® Kit (XLS series)

The Recycler® kit converts a side discharge deck to a Recycler® deck, reducing garden waste and enhancing your lawn.

Hitch Kit (DH Series models)

Add versatility to your mower with a hitch kit, so you can do more than mow.



XLS Lawn Tractors 97cm/107cm

Models in the range 71254 - 71255

Optional - Twin Bagger Kit



Optional - Bumper Kit



Model Features⁺

	●	●
Recycling Cutting System	▼	▼
Recycle-on-Demand	-	-
Empty Grassbag from seat	-	-
Automatic Drive Transmission	✓	✓
Hydrostatic Transmission	-	-
Dual Hydrostatic Transmission <small>avail</small>	-	-
Offset Cutterdeck	-	✓
Side Discharge	✓	✓
Grass Collection	▼	▼
Leaf Collection	▼	▼
KeyChoice	✓	✓
Audible Bag Full Indicator	-	-
Hour Meter	-	-
Washout Port	✓	✓
Dual Headlights	✓	✓
Hitch Point	✓	✓
Deluxe Seat	✓	✓
Kit - Twin Bagger	▼	▼
Kit - Rear Discharge Deflector	▼	▼
Kit - Bumper	▼	▼

Key ✓ = Standard ▼ = Option ▼ = Requires Kit - Twin Bagger

⁺ For more information on key mower features, see pages 34-35

* For full Warranty terms and conditions, refer to product Operator's Manual on www.toro.com



Solid, reliable tractors for the larger garden

Combining modern styling and precision engineering, the robust XLS tractor series is designed to appeal to customers with large lawns to maintain. The automatic drive transmission is intuitive to use and transitions seamlessly between forward and reverse. The solid construction, including a cast-iron front axle, will provide dependable service for years, while the large (35cm) steering wheel and deluxe seat means your comfort is assured. These tractors cut and side discharge clippings, but an optional Recycler system is available for those that would prefer to mulch the clippings.



Model	● 71254 - XLS 380 Lawn Tractor	● 71255 - XLS 420T Lawn Tractor
Lawn Area (m ²)	up to 4500	up to 6000
Cutting Width	97cm	107cm
Engine	Toro OHV 452cc	Kawasaki Twin 603cc
Deck Type	Side Discharge / Steel / 2 Cutterblades	Side Discharge / Steel / 2 Cutterblades
Transmission	Automatic Drive	Automatic Drive
Height of Cut	30-102mm 1-point hand operated lever	30-102mm 1-point hand operated lever
Tyres - Turf Saver 4-ply	Front 15 x 6.00-6 Rear 18 x 9.50-8	Front 15 x 6.00-6 Rear 18 x 9.50-8



Floating Deck

Floating centrally mounted or offset steel cutting deck offers superb contour following to ensure an even cut height.



Tight Turn Radius

A tight 55cm turning radius allows close trimming around trees or other obstacles in the garden.



KeyChoice Feature

Toro's KeyChoice system improves safety when operating in reverse.



Robust Design

Stress-resistant channel steel frame and tough, durable cast-iron front axle ensure durability for years to come.

DH Series Tractors 92cm/102cm

Models in the range 74560 - 74585 - 74596



Model Features⁺



	Red	Blue	Green
Recycling Cutting System	✓	✓	✓
Recycle-on-Demand	-	✓	✓
Empty Grassbag from seat	✓	✓	✓
Automatic Drive Transmission	-	-	-
Hydrostatic Transmission	✓	✓	✓
Dual Hydrostatic Transmission ^{val}	-	-	-
Offset Cutterdeck	-	✓	✓
Side Discharge	-	-	-
Grass Collection	✓	✓	✓
Leaf Collection	✓	✓	✓
KeyChoice	✓	✓	✓
Audible Bag Full Indicator	✓	✓	✓
Hour Meter	-	▼	✓
Washout Port	✓	✓	✓
Dual Headlights	-	✓	✓
Hitch Point	▼	✓	✓
Rear Discharge Deflector	▼	✓	✓

Key ✓ = Standard ▼ = Option

⁺ For more information on key mower features, see pages 34-35

* For full Warranty terms and conditions, refer to product Operator's Manual on www.toro.com



Versatility for larger gardens



With a DH-Series tractor you can choose between recycling and rear collection, depending on conditions. The counter rotating blades create a powerful airflow that easily collects grass clippings and autumn leaves. Also there's no need to get off the tractor to empty the large collector, it's easy to do from the seat. With a choice of decks and engine sizes there's sure to be an option to suit your requirements.



Model	● 74560 - DH140	● 74585 - DH210	● 74596 - DH220
Lawn Area (m ²)	up to 4500	up to 5000	up to 5000
Cutting Width	92cm	102cm	102cm
Engine	Briggs & Stratton 344cc	Briggs & Stratton 500cc	Briggs & Stratton 650cc
Deck Type	Steel - 2 Recycler Cutterblades	Steel - 2 Recycler Cutterblades	Steel - 2 Recycler Cutterblades
Transmission	Hydrostatic	Hydrostatic	Hydrostatic
Height of Cut	30 - 80mm 1-point hand lever	30 - 98mm 1-point hand lever	30 - 98mm 1-point hand lever
Tyres - 4-ply	Front 13 x 5.00 - 6 Rear 18 x 8.5-8	Front 15 x 6.50-8 Rear 20 x 10.00-8	Front 15 x 6.50-8 Rear 20 x 10.00-8



Empty from Seat

Easily empty grass cuttings from the operator's seat, by simply pulling a lever.



Recycle-On-Demand

Simply use the foot operated pedal to swap from rear collect to time-saving recycling mode.



Specially Designed Deck

Two blades counter-rotate to create a powerful airflow that directs grass clippings to the collector, improving collection performance.



Washout Port

Easily clean grass and debris from under the deck. Simply attach a garden hose and turn on the water supply.

Zero-Turn Mowers

Technology & Key Features

Why choose a Zero-Turn mower?

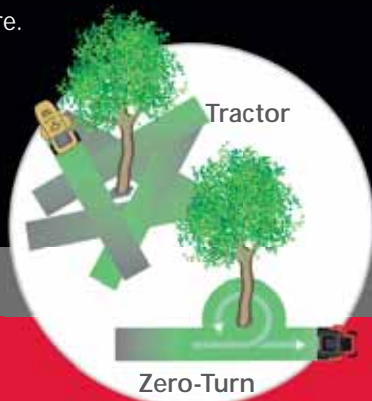
If you have a larger sized garden, or numerous obstacles to cut around, a Zero-Turn mower could help you cut your lawn more easily and much more quickly. In fact, studies have shown that using a Toro Zero-Turn mower can cut your mowing time in half!

What is a Zero-Turn mower ?

Zero-Turn mowers don't have a steering wheel, instead, two easy to use levers replace the hand and foot controls you'd find on a tractor. To operate the mower you simply push forwards to move forward, pull backwards to reverse and steer like a bicycle to turn. It takes minutes to master and can save you hours each time you mow!

Zero radius turning technology makes it possible to turn on the spot and trim right up to obstacles with just one pass – you don't have to mow, turn, back up and manoeuvre to cut around trees, flower beds or other objects in your garden.

This turning technology and the quicker speeds you can achieve mean you can master large and demanding areas so quickly, mowing is no longer a chore.



When buying a Zero-Turn, consider

a) **the size of lawn you wish to cut** – choose a larger width cutting deck for larger gardens. Toro offer Zero-Turn mowers from 82 – 137cm cutting width

b) **frequency of use** – for very regular or professional use, consider the highly durable Titan ZX series

c) **comfort and ease of use** – all of Toro's Zero Turn mowers have comfortable seats and are really easy to drive. The unique Toro Smart Speed option also gives you a choice of ground speeds at the pull of a lever.

d) **whether you want to Recycle®, side discharge or collect your grass clippings** – all of Toro's Zero Turn mowers Recycle® grass clippings. Toro's patented Recycler® system chops grass clippings repeatedly into tiny pieces before forcing them back into the lawn, so it's quicker and easier than ever to get a high quality cut across your whole lawn. The Titan models also offer side discharge of clippings as an option.

Why choose a Toro

Toro lead the way in Zero-Turn mowers with over 25 years of expert zero-turn mower design and development. Toro have used their extensive experience of developing commercial products for the Grounds and Golf industry to develop smaller but highly effective products for homeowner use. The Toro domestic Zero-Turn range offers products for different garden sizes and conditions.

Toro products offer the **durability and performance** you expect from a high quality manufacturer and will help keep your mowing experience enjoyable, and your garden looking beautiful, for many years to come.



See Zero-Turn mowers in Action



Zero-Turn Model Features & Kits

Zero Turning Radius

The zero-turn radius allows for close-quarter trimming around trees or other obstacles, saving you time and effort every time you mow.

Solid and Reliable

All Toro's Zero-Turn mowers are built to the highest standards with durability and performance assured. For heavier duty applications, consider the Titan ZX products. These offer even greater durability, with a heavy duty 5cm x 5cm fully tubular steel frame and a deck with welds fusing 10 gauge steel plates together, plus a bull nosed bumper to protect the leading edge.

● Patented Toro Recycler® Cutting System



Toro's patented design of cutting chamber and blade chops grass clippings repeatedly into tiny bits and disperses them back into the turf where they decompose quickly and provide nutrients and moisture to the soil. You get a great quality finish (there's no debris left on the surface of the grass to rake and dispose of) and it reduces the need to water or fertilise your grass. You also reduce your mowing time significantly because you won't need to stop to empty the grassbag.

● Smart Speed

Choose different ground speed ranges without changing the blade or engine speeds. Mow large, open areas at high speed, use low speed for controlled manoeuvring.

Visibility

With the engine in the rear, it's easy to see what's ahead for mowing around landscaping.

Easy to Keep Clean

You can easily clean grass and debris from under the deck of a Toro Zero-Turn mower by using the washout port. Just attach a garden hose and turn on the water. Simple, easy and convenient.

Premium Seating System (Titan ZX series only)

On the Titan ZX series, extra thick seat foam is contoured for comfort and the seat is further cushioned by a unique adjustable seat spring suspension. The seat can slide 10cm / 4" and is adjustable while seated, to help give you just the right fit. Adjustable armrests and retractable seat belt come standard. All these measures improve operator comfort, helping hold you comfortably in place when traversing rough terrain.

Extra Safety

Folding Roll Over Protection Systems (ROPS) come as standard on the Titan ZX models. The bar folds easily with the help of quick-release pins. It tucks under the frame for compact storage or when mowing under low obstacles on flat ground.

Optional Accessories for your zero-turn mower

● Twin Bagger

Want to collect and dispose of your clippings? The Twin Bagger attachment's dual collectors make collecting and handling grass clippings easier.



Hitch Kit

Add versatility to your mower with a hitch kit, so you can do more than mow.



● Sunshade Kit (Timecutter models only)

The universal sun shade gives protection from the sun and weather, keeping you comfortable while you work.



Timecutter® ZS Series 82cm/107cm/127cm

Models in the range 74388 - 74386 - 74387



Model Features⁺

	●	●	●
Recycling Cutting System	✓	✓	✓
Recycle-on-Demand	-	-	-
Empty grassbag from seat	-	-	-
Dual Hydrostatic Transmission <small>avail</small>	✓	✓	✓
Offset Cutterdeck	-	✓	✓
Side Discharge	✓	✓	✓
Rear Collect	▼	▼	▼
Grass Collection	▼	▼	▼
Leaf Collection	▼	▼	▼
Smart Speed	✓	✓	✓
Washout Port	✓	✓	✓
Hour Meter	-	-	-
Foot Assist Height of Cut	▼	▼	✓
Cup Holder	✓	✓	✓
Kit - Lights	-	-	-
Kit - Twin Bagger	▼	▼	▼
High-Back Seat	-	✓	✓
Seat Arm Rest	-	▼	✓
Seat Height (cm)	38	46	46

Key ✓ = Standard ▼ = Option ▼ = Requires Kit - Twin Bagger



See how you
SAVE TIME here

⁺ For more information on key mower features, see pages 40-41

* For full Warranty terms and conditions, refer to product Operator's Manual on www.toro.com



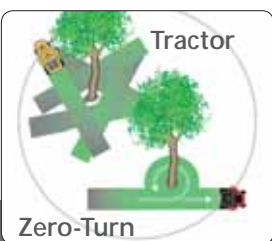
Go anywhere with Timecutter® ZS Zero-Turn Mower



The Timecutter ZS series of Zero-Turn mowers are reliable, dependable, easy to use and best of all, fun to drive, so you can now spend more time enjoying your garden and less time mowing it. The Toro Timecutter is so manoeuvrable, it can cut your mowing time in half. The steering levers are surprisingly easy to use; in no time you will be moving around obstacles in your garden with ease.



Model	● 74388 - ZS 3200S	● 74386 - ZS 4200T	● 74387 - ZS 5000
Lawn Area (m ²)	up to 5000	up to 7000	up to 10,000+
Cutting Width	82cm	107cm	127cm
Engine	Toro OHV 452cc	Kawasaki 603cc V-Twin	Kawasaki 726cc V-Twin
Deck Type	Steel - 1 Cutterblade	Steel - 2 Cutterblades	Steel - 3 Cutterblades
Transmission	Dual Hydrostatic	Dual Hydrostatic	Dual Hydrostatic
Height of Cut	38-114mm 1-point hand operated lever	38-114mm 1-point hand operated lever	38-114mm 1-point hand operated lever



Zero-Turn Technology

With Zero-Turn technology, you can easily trim close up to trees, flower beds and other garden objects.



Fun, easy to use levers

Two easy-to-use levers replace the hand and foot controls on a tractor.



Smart Speed™

Mow large, open areas at high speed, use low speed for controlled manoeuvring.



Toro Recycling System

Patented Recycler® cutting system chops the clippings repeatedly into fine pieces. They then decompose quickly putting nutrients back into the soil.

Titan[®] ZX Series 122cm/137cm

Models in the range 74920 - 74924



Model Features⁺

	●	●
Recycling Cutting System	✓	✓
Recycle-on-Demand	-	-
Empty grassbag from seat	-	-
Dual Hydrostatic Transmission <small>(avail)</small>	✓	✓
Offset Cutterdeck	✓	✓
Rear Collect	▼	▼
Side Discharge	✓	✓
Grass Collection	▼	▼
Leaf Collection	▼	▼
Smart Speed	-	-
Adjustable Contoured Seat	✓	✓
Extra Tall Seat / Arm Rests	✓	✓
Hour Meter	✓	✓
Foot Assist Height of Cut	✓	✓
Washout Port	✓	✓
Storage Compartment / Cup Holder	✓	✓
Kit - Lights	▼	▼
Kit - Twin Bagger	▼	▼
Kit - Hitch	▼	▼

Key ✓ = Standard ▼ = Option ▼ = Requires Kit - Twin Bagger

⁺ For more information on key mower features, see pages 40-41

* For full Warranty terms and conditions, refer to product Operator's Manual on www.toro.com



Cutting-edge performance, built for the professional



The Titan ZX series has professional features similar to those found on our commercial zero-turn mowers, to provide long lasting, superior performance. The heavy-duty tubular steel frame and the fabricated decks are designed to withstand the demands of professional mowing, while also providing the manoeuvrability of Zero-Turn technology.



Model	● 74920 - ZX 4820	● 74924 - ZX 5420
Lawn Area (m ²)	up to 10,000	up to 10,000+
Cutting Width	122cm	138cm
Engine	Kawasaki Twin 726cc	Kawasaki Twin 726cc
Deck Type	Steel - 3-Cutterblades	Steel - 3-Cutterblades
Transmission	Dual Hydrostatic with charge pumps	Dual Hydrostatic with charge pumps
Height of Cut	38-114mm 1-point foot operated	38-114mm 1-point foot operated



Heavy Duty Decks

Deck has 10 gauge steel plates welded together and capped by a bull-nose bumper protecting the leading edge of the deck.



Heavy Duty Chassis

Heavy duty 5cm x 5cm fully tubular steel frame, for durability and performance.



3-in-1 Cutting System

Bag it, side-discharge it, recycle it - performance in any condition.



Kit - Twin Bagger

The Twin Bagger attachment's dual collectors make collecting and handling grass clippings easier.

Product Comparison - Ride-On-Mowers

Specifications at a Glance

Mower Type	XLS Lawn Tractor		DH Series Tractor		
Model	71254	71255	74560	74585	74596
Engine	Toro® OHV 452 cc ▶	Kawasaki® Twin 603 cc	Briggs & Stratton® 344 cc ▶	Briggs & Stratton 500 cc ▶	Briggs & Stratton 650 cc
Ignition	Electronic Keystart	Electronic Keystart	Electronic Keystart	Electronic Keystart	Electronic Keystart
Transmission	Automatic Drive	Automatic Drive	Hydrostatic	Hydrostatic	Hydrostatic
Fuel Tank Capacity (litres)	6.63	6.63 ▶	8	8	8
Weight (kg)	193	205	232	246	256
Warranty Home Owner*	3 Year, Limited	3 Year, Limited	2 Year, Limited	2 Year, Limited	2 Year, Limited
Warranty Commercial*	90 days	90 days	90 days	90 days	90 days
Performance					
Lawn Area	Up to 4500 ▶	Up to 6000	Up to 4500 ▶	Up to 5000	Up to 5000
Cutting Width	97 cm ▶	107 cm	92 cm ▶	102 cm	102 cm
Height of Cut	1-Point, 30-102 mm	1-Point, 30-102 mm	1-Point, 30-80 mm ▶	1-Point, 30-98 mm	1-Point, 30-98 mm
Deck Type	2-Blade, Side Discharge	2-Blade, Side Discharge ▶	2-Blade, Recycler	2-Blade, Recycler	2-Blade, Recycler
Recycler® Cutting System	Optional	Optional ▶	Mulch Plug ▶	Yes	Yes
Recycle-On-Demand	No	No	No ▶	Yes	Yes
Grass Collection	with optional Bagger	with optional Bagger	Yes	Yes	Yes
Grassbag Capacity (litres)	**	** ▶	250 ▶	300	300
Empty Grassbag from Seat	No	No ▶	Yes	Yes	Yes
Washout Port	Yes	Yes	Yes	Yes	Yes
Kit - Twin Bagger	Optional	Optional	No	No	No
Anti-Scalp Rollers	Yes	Yes	Yes	Yes	Yes
Tyres	Turf Saver 4-ply 15" x 6" - 6 (Front) 18" x 9.50" - 8 (Rear)	Turf Saver 4-ply 15" x 6" - 6 (Front) 18" x 9.50" - 8 (Rear)	13" x 5" - 6, 4-ply (Front) 18" x 8.50" - 8, 4-ply (Rear)	16" x 5" - 6.50, 4-ply with Precision Ball Bearings (Front) 20" x 10.00" - 8, 4-ply with Flange Hub Mounting (Rear)	16" x 5" - 6.50, 4-ply with Precision Ball Bearings (Front) 20" x 10.00" - 8, 4-ply with Flange Hub Mounting (Rear)
User-Friendly Features					
Foot Assist Height of Cut	No	No	No	No	No
Seat	280mm Deluxe Flip Up Seat ▶	330mm Deluxe Flip Up Seat	290mm High Back Seat	290mm High Back Seat ▶	350mm High Back Seat
Arm Rest	No	No	No	No	No
Bumper	Optional	Optional ▶	Yes	Yes	Yes
Dual Headlights	Yes	Yes	No ▶	Yes	Yes
Hour Meter	No	No	No	No ▶	Yes
Hitch Capability	Yes	Yes	Yes	Yes, with optional kit	Yes, with optional kit

▶ Designates an enhanced or step-up feature

* Reference Toro.com for full warranty terms and conditions

**Optional Grassbag Capacity - 227L




Mower Type	TimeCutter® ZS Series			Titan® ZX Series	
Model	74388	74386	74387	74920	74924
Engine	Toro OHV 452cc	Kawasaki Twin 603cc V-Twin	Kawasaki Twin 726cc V-Twin	Kawasaki Twin 603cc	Kawasaki Twin 726cc
Ignition	Electronic Keystart	Electronic Keystart	Electronic Keystart	Electronic Keystart	Electronic Keystart
Transmission	Dual Hydrostatic	Dual Hydrostatic	Dual Hydrostatic	Dual Hydrostatic with charge pumps	Dual Hydrostatic with charge pumps
Fuel Tank Capacity (litres)	11.3	11.3	11.3	19.5	19.5
Weight (kg)	238	254	290	329	334
Warranty Home Owner*	3 Year, Limited	3 Year, Limited	3 Year, Limited	3 Year Limited or 240 hrs	3 Year Limited or 240 hrs
Warranty Commercial*	90 days	90 days	90 days	3 Year Limited or 240 hrs	3 Year Limited or 240 hrs
Performance					
Lawn Area	Up to 5000	Up to 7000	Up to 10,000+	Up to 10,000	Up to 10,000+
Cutting Width	82cm	107cm	127cm	122cm	138cm
Height of Cut	1-Point, 38-114mm	1-Point, 38-114mm	1-Point, 38-114mm	1-Point, 38-114mm	1-Point, 38-114mm
Recycler®Cutting System	Yes	Yes	Yes	Yes	Yes
Deck Type	1-Blade, Recycler, Side Discharge	2-Blade, Recycler, Side Discharge	3-Blade, Recycler, Side Discharge	3-Blade, Side Discharge	3-Blade, Side Discharge
Grass Collection	Twin Bagger Optional	Twin Bagger Optional	Twin Bagger Optional	Twin Bagger Optional	Twin Bagger Optional
Grassbag Capacity (litres)	**	**	**	**	**
Washout Port	Yes	Yes	Yes	Yes	Yes
Frame	10 Gauge	10 Gauge	10 Gauge	Fully Tubular 38mm x 76mm	Fully Tubular 38mm x 76mm
Anti-Scalp Rollers	No	Yes	Yes	3 Standard plus Rear Anti-scalp Skids	3 Standard plus Rear Anti-scalp Skids
Tyres	Front: 25cm x 10cm Smooth; Rear: 46 cm x 15cm	Front: 25cm x 10cm Smooth; Rear: 46cm x 19cm	Front: 33cm x 13cm Ribbed; Rear: 46cm x 24cm	Front: 28cm x 10cm Smooth; Rear: 51cm x 20cm	Front : 28cm x 10cm Smooth; Rear: 51cm x 20cm
User-Friendly Features					
Foot Assist Height of Cut	Optional	Optional	Yes	Yes	Yes
Anti-Vibration Mat	Optional	Optional	Yes	Yes	Yes
Seat	380mm High Back	460mm Extra-Tall	460mm Extra-Tall Contoured	460mm Extra-Tall Contoured, Adjustable Spring Suspension	460mm Extra-Tall Contoured, Adjustable Spring Suspension
Arm Rest	No	Optional	Yes	Yes	Yes
Engine Guard	Yes	Yes	Yes	Yes	Yes
Dual Headlights	Not Available	Not Available	Not Available	Optional Light Kit	Optional Light Kit
Hour Meter	Optional	Optional	Optional	Yes	Yes
Kit - Hitch	Optional	Optional	Optional	Optional	Optional

Electric Blowers

Models in the range 51593 - 51594



Model Features⁺

	●	●
Plastic Impeller	✓	—
Metal Serrated Impeller	—	✓
Electric Switch Start	✓	✓
12m Power Lead	✓	✓
Shoulder Strap	✓	✓
Air Vol (Blow) 7.6m ³ /min	✓	—
Air Vol (Vac) 10.6m ³ /min	✓	—
Air Vol (Blow) 7.8m ³ /min	—	✓
Air Vol (Vac) 10.9m ³ /min	—	✓
Leaf Collection / Bag	✓	✓
Leaf Shredding	✓	✓

Key ✓ = Standard ▼ = Option

* For full Warranty terms and conditions, refer to product Operator's Manual on www.toro.com



Keeping a garden neat and tidy has never been easier

When fallen leaves spread across your lawn, these light weight electric blowers make light work of clearing them up from your garden. With a powerful jet of air they effortlessly propel garden leaves into a pile, where they can be collected or sucked up and shredded ready for the compost heap.



Model	● 51593 - Super Blower Vac	● 51594 - Ultra Blower Vac
Motor	1450 Watts	1450 Watts
Speed Control	2 Speed	Infinitely Variable
Air Speed Low / Max	241km/h / 325km/h	150km/h / 335km/h
Shoulderbag Volume	53 litres	53 litres
Leaf Shredding Reduction	10 to 1	16 to 1
Weight	3.3kg	3.3kg



Speed Control

The Super blower Vac has two speeds, while the Ultra Blower Vac has variable speeds giving greater control.



Powerful blow/Vac mode

Light and easy to use, simply blow leaves into a pile then vacuum and shred for a clear garden in no-time.



Impeller

The Super Vac shreds leaves with a plastic impeller at 10-to-1 ratio. The serrated metal impeller on the Ultra shreds at 16-to-1 for maximum bagging capacity.



Quick / Simple Conversion

Simple and quick to change from blow mode to suction mode.



Specifications

Width of Cut (cm)
Cutting Height (mm)
Grassbag Capacity (L)
Height (mm)
Width (mm)
Length (mm)
Weight (kgs)
Fuel Tank Capacity (L)
Warranty - Home Owner
Warranty - Commercial

	Model	Code	Engine	Width of Cut (cm)	Cutting Height (mm)	Grassbag Capacity (L)	Height (mm)	Width (mm)	Length (mm)	Weight (kgs)	Fuel Tank Capacity (L)	Warranty - Home Owner	Warranty - Commercial
Recycler®	Recycler - 48 ADS,ROD	20950	Toro OHV 159cc	48	21-98	60	1014 - 512 - 1490	35	1.1	2	45 days		
	Recycler - 48 ADS,ES,ROD	20952	Toro OHV 159cc	48	21-98	60	1014 - 512 - 1490	38.5	1.1	2	45 days		
	Recycler - 50 SS	29639	Toro OHV 159cc	50	21-102	60	955 - 535 - 1450	32.6	1.1	2	45 days		
	Recycler - 55 ADS,ROD	20955	B&S Quantum Series 675 190cc	55	25-102	60	1040 - 585 - 1530	36.2	1.5	2	45 days		
	Recycler - 55 ADS,ES,ROD	20956	B&S Quantum Series 675 190cc	55	25-102	60	1040 - 585 - 1530	40.3	1.5	2	45 days		
	Recycler - 55 ADS,BBC,ROD	20958	B&S Quantum Series 675 190cc	55	25-102	60	1100 - 585 - 1530	40.3	1.5	2	45 days		
	TimeMaster™ - ADS,BBC	20975	B&S Series 875 OHV 190cc	76	32-108	88	115 - 81 - 200	59.9	1.1	3	45 days		
Super Recycler®	Super Recycler - 48 ADS,ROD	20836	Toro OHV159cc	48	25-102	60	1110 - 510 - 1565	37.6	1.1	5	45 days		
	Super Recycler - 48 ADS,ROD	20837	Honda GCV - OHC 160cc	48	25-102	60	1110 - 510 - 1565	36.7	1.1	5	45 days		
	Super Recycler - 53 ADS	20792	B&S Quantum Series 675 190cc	53	32-108	65	1085 - 590 - 1580	38	1.5	5	45 days		
	Super Recycler - 53 ADS,ES	20797	B&S Quantum Series 675 190cc	53	32-108	65	1085 - 590 - 1580	41.7	1.5	5	45 days		
Super Bagger	Super Bagger - 48 ADS	20835	Toro OHV 159cc	48	25-102	60	1110 - 510 - 1545	37.2	1.1	5	45 days		
	Super Bagger - 53 - ADS	20899	Honda GCV-160 OHC	53	30-108	65	1110 - 565 - 1560	35.8	1.1	5	45 days		
	Super Bagger - 53 ADS,BBC	20897	Honda GCV-160 OHC	53	32-108	65	1070 - 560 - 1580	40	1.1	5	45 days		
Heavy Duty	Heavy-Duty Recycling - 53 SS	22186TE	Honda 4-Cycle GSV-190	53	25-114	65	1040 - 560 - 1580	38.5	1.1	2	1		
	Heavy-Duty Recycling - 53 3S,BBC	22188TE	Kawasaki 4-Cycle FJ180V	53	25-89	70	920 - 560 - 1580	55.4	3.8	2	1		
	Heavy-Duty Hi-Vac - 53 3S,BBC	22189TE	Kawasaki 4-Cycle FJ180V	53	25-96	75	1060 - 560 - 1410	55.6	3.8	2	1		
	Heavy-Duty Hi-Vac - 66 3S,BBC	22203TE	Kawasaki 4-Cycle FJ180V	66	25-102	90	1060 - 686 - 1410	78	3.8	2	1		
HoverPro™	HoverPro™ 400	02600	Honda GXV57	40	18-30	N/A	138 - 50 - 71	12.5	0.27	2	2		
	HoverPro 450	02602	Honda GCV-135 OHC	46	18-30	N/A	141 - 57 - 72	17.6	0.77	2	2		
	HoverPro 500	02604	Honda GCV-160 OHC	51	16-34	N/A	141 - 62 - 77	19	0.77	2	2		
	HoverPro 550	02606	Honda GCV-160 OHC	53	16-34	N/A	141 - 62 - 77	19	0.77	2	2		
Ride-on Tractors	Lawn Tractor - XLS-380	71254	Toro OHV 452cc	97	30-102	*	89- 114 - 192	193	6.63	3	90 days		
	Lawn Tractor - XLS-420T	71255	Kawasaki Twin 603cc	107	30-102	*	89- 125 - 192	205	6.63	3	90 days		
	Tractor - DH140	74560	B&S Series 344cc	92	30-80	250	104 - 95- 232	232	8.0	2	90 days		
	Tractor - DH210	74585	B&S Series 500cc	102	30-98	300	119 - 110- 260	245	8.0	2	90 days		
	Tractor - DH220	74596	B&S Series 656cc	102	30-98	300	119 - 110- 260	255	8.0	2	90 days		
Ride-on Zero-Turns	Timecutter - ZS 3200S	74388	Toro OHV 452cc	82	38-114	*	952 - 897 - 1824	238	11.3	3	90 days		
	Timecutter - ZS 4200T	74386	Kawasaki Twin 603cc	107	38-114	*	896 - 1151 - 1824	254	11.3	3	90 days		
	Timecutter - ZS 5000	74387	Kawasaki Twin 726cc	127	38-114	*	92 - 1151 - 1852	290	11.3	3	90 days		
	Titan - ZX 4820	74920	Kawasaki Twin 726cc	122	38-114	*	1158 - 1509 - 1963	329	19.5		3 years		
	Titan - ZX 5420	74924	Kawasaki Twin 726cc	137	38-114	*	1158 - 1631 - 1963	334	19.5		OR 240 hrs		

All dimensions are nominal. All measurements are taken at lowest machine settings. In accordance with our policy of continual product improvement we reserve the right to amend the specification of any Toro product without prior notification.

*Optional Grassbag Capacity - 227L

Key


- ADS** - AutoMatic Drive System
- SS** - Single Speed
- 3S** - Three Speed
- ES** - Electric Start
- BBC** - Blade Brake Clutch
- ROD** - Recycle-On-Demand

Products depicted are for demonstration purposes only. Actual products offered for sale may vary in design, required attachments and safety features.



TORO®**Count on it.**

Lawn & Garden Range



Worldwide Headquarters
The Toro Company
8111 Lyndale Ave. So.
Bloomington, MN 55420 U.S.A.
Phone: (1) 952 888 8801
Fax: (1) 952 887 8258
www.toro.com

GB Printed in UK 111-6718 Rev. A
©2013 The Toro Company.
All Rights Reserved.

Hayter Limited
Spellbrook, Bishop's Stortford, Hertfordshire.
England CM23 4BU
Tel: +44 (0) 1279 723444
Fax: +44 (0) 1279 600338
email: sales@hayter.co.uk

Specifications subject to change without notice and without incurring obligation. Products depicted in this catalog are for demonstration purposes only. Actual products offered for sale may vary in design, required attachments and safety features.