

TORO

Count on it.

Walk Power Mowers, Riding & Hand-Held Products 2010



Table of Contents

Walk Power Mowers 4

| | |
|-----------------------|----|
| Technology | 4 |
| Electric Mowers | 6 |
| Steel Deck Mowers | 8 |
| Aluminium Deck Mowers | 12 |
| Rear Bagger Mowers | 16 |
| Heavy-Duty Mowers | 18 |

Hand-Held Products 20

| | |
|----------|----|
| Trimmers | 20 |
| Blowers | 20 |

Riding Products 22

| | |
|----------------------------------|----|
| Technology | 22 |
| Rear-Engine Riders | 24 |
| Lawn Tractors | 26 |
| DH-Series Tractors | 28 |
| TimeCutter® Z Mowers | 30 |
| TimeCutter Direct Collect Mowers | 32 |
| TimeCutter Titan ZX Mowers | 34 |
| Attachments | 36 |





Experience

We invest our passion and experience to develop equipment that makes tending your garden as simple and effortless as possible. We want you to spend your time enjoying its beauty.

We have spent over 90 years refining and optimizing our mowers. Numerous patents bear testament to our focus on innovative ways to improve your experience with our machines. Our wide variety of products will satisfy almost any requirement. We are sure to have the best product to meet your needs.

Technology

Toro® has a range of innovative products for any job and any size garden – all with patented technologies and features which make them noticeably more comfortable to use.

Choose between electric and petrol mowers. We have Guaranteed-to-Start engines, self-propel drive systems, safety features like Key-Choice® and Blade Brake Clutch systems. Washout ports make it easy to clean grass clippings from the mower deck interior.

A number of our models come with the AutoMatic Drive System feature – an intelligent drive technology that allows you to work at your own pace. The mower moves as quickly or as slowly as you walk, continually adapting to your speed, even on slopes.



Environment

Toro's recycling mower is engineered to mince grass clippings into tiny bits and disperse them back into the turf where they decompose and provide nutrients and moisture to the soil.

Recycling grass clippings instead of bagging saves time, money and effort and is healthier for the planet. It saves you time and effort by eliminating grass collection and disposal. It saves you money because clippings fertilize and provide moisture to the lawn. The planet benefits from reduced landfill waste, reduced fertilizer use and reduced impact on water resources.

Most Toro mowers convert between recycling and bagging. For the best recycling results, grass should be cut more frequently. If conditions are not ideal for the best recycling results, you can quickly convert to bagging mode.



RECYCLING TECHNOLOGY



RECYCLE-ON-DEMAND

EUROCYCLER ELECTRIC MOWERS

| | MODEL 21080 | 21090 |
|--|--|--|
| | 34 cm Eurocyclor™ Mower | 41 cm Eurocyclor Mower |
| Recommended Garden Size (m²) | up to 400 | up to 600 |
| Cutting Width | 34 cm | 41 cm |
| Height Adjustment | 1-point | 1-point |
| Engine | 1200 Watts | 1400 Watts |
| Starter | Push Button | Push Button |
| Drive System | Hand Push | Hand Push |
| Deck Material | Polypropylene | Polypropylene |
| Height of Cut | 1-point/ 19-75 mm | 1-point/ 19-75 mm |
| Bag Volume | 30 litres | 40 litre |
| Added Versatility | Rear Bagger, Recycle-on-Demand, Rear Discharge | Rear Bagger, Recycle-on-Demand, Rear Discharge |
| Length | 104 cm | 111 cm |
| Width | 39.5 cm | 40 cm |
| Height | 49 cm | 45 cm |
| Weight | 17 kg | 19 kg |
| Warranty | 2 Year Full* | 2 Year Full* |



RECYCLE-ON-DEMAND

Just a simple shift of a lever switches the mower from the bag setting to recycling mode – Toro®'s perfected mulching technique.



*Reference owner's manual for official warranty information.



EASY ADJUST HANDLES

Open the lever, adjust the handle to fit your height and close the lever to lock the handle into position. Easily adapts to the comfort of different operators.




EASY FOLD DOWN HANDLES

When you are finished mowing, the handles fold down for compact storage or transport.



1-POINT HEIGHT ADJUSTMENT

Adjust height of cut simply and easily with one push button.



THE PATENTED TORO® RECYCLER® CUTTING SYSTEM

Chops the clippings repeatedly into tiny bits and forces them back into the turf where they decompose quickly and provide nutrients and moisture to the soil.

STEEL DECK MOWERS | 48 CM

| | MODEL 20637 | 20638 |
|--|--|--|
| | Multicycler 48 AD | Multicycler 48 ES |
| Recommended Garden Size (m²) | up to 1800 | up to 1800 |
| Cutting Width | 48 cm | 48 cm |
| Engine | Briggs & Stratton® Quantum 650 Series 190 cc | Briggs & Stratton Quantum 650 Series 190 cc |
| Starter | Recoil | Key-Lectric® |
| Drive System | AutoMatic Drive | AutoMatic Drive |
| Deck Material | Steel | Steel |
| Height of Cut | 2-point/ 21-98 mm | 2-point/ 21-98 mm |
| Bag Volume | 60 litres | 60 litres |
| Added Versatility | Rear Bagger, Recycle-on-Demand, Rear Discharge | Rear Bagger, Recycle-on-Demand, Rear Discharge |
| Length | 79 cm | 79 cm |
| Width | 51 cm | 51 cm |
| Height | 41 cm | 41 cm |
| Weight (with discharge plug/with bag) | 32 kg / 34 kg | 32 kg / 34 kg |
| Warranty | 2 Year Full* | 2 Year Full* |



RECYCLE-ON-DEMAND

Just a simple shift of a lever switches the mower from the bag setting to recycling mode – Toro®'s perfected mulching technique.





AUTOMATIC DRIVE SYSTEM

A drive technology that matches your step and pace; when you speed up, the mower speeds up. When you slow down, the mower slows down.



EASY ADJUST HANDLES

Open the lever, adjust the handle to fit your height and close the lever to lock the handle into position. Easily adapts to the comfort of different operators.



EASY FOLD DOWN HANDLES

When you are finished mowing, the handles fold down for compact storage or transport.



THE PATENTED TORO® RECYCLER® CUTTING SYSTEM

Chops the clippings repeatedly into tiny bits and forces them back into the turf where they decompose quickly and provide nutrients and moisture to the soil.

STEEL DECK MOWERS | 50 CM & 55 CM

| | MODEL 29639 | 20955 | 20956 | 20958 |
|--|------------------------|--|---|---|
| | 50 cm Steel Deck Mower | 55 cm Steel Deck Mower | 55 cm Steel Deck Mower | 55 cm Steel Deck Mower |
| Recommended Garden Size (m²) | up to 1800 | up to 2500 | up to 2500 | up to 2500 |
| Cutting Width | 50 cm | 55 cm | 55 cm | 55 cm |
| Engine | Toro® OHV 159 cc | Briggs & Stratton® Quantum 675 Series 190 cc | Briggs & Stratton Quantum 675 Series 190 cc | Briggs & Stratton Quantum 675 Series 190 cc |
| Starter | Easy-Pull Recoil | Easy-Pull Recoil | Key-Lectric® | Easy-Pull Recoil |
| Blade Brake Clutch (BBC) | N/A | N/A | N/A | Standard |
| Drive System | 2-Bail | AutoMatic Drive | AutoMatic Drive | AutoMatic Drive |
| Deck Material | Steel | Steel | Steel | Steel |
| Height of Cut | 4-point/ 21-102 mm | 4-point, 25 - 102 mm | 4-point, 25 - 102 mm | 4-point, 25 - 102 mm |
| Bag Volume | 60 litres | 60 litres | 60 litres | 60 litres |
| Added Versatility | Rear Bagger, Recycler® | Rear Bagger, Recycler, Side Discharge | Rear Bagger, Recycler, Side Discharge | Rear Bagger, Recycler, Side Discharge |
| Length | 79 cm | 87.6 cm | 87.6 cm | 62.2 cm |
| Width | 51 cm | 58.4 cm | 58.4 cm | 58.4 cm |
| Height | 41 cm | 39.4 cm | 39.4 cm | 39.4 cm |
| Weight | 31 kg | 36.3 kg | 39.0 kg | 49.9 kg |
| Warranty | 2 Year Full* | 2 Year Full* | 2 Year Full* | 2 Year Full* |



**MODEL 29639
(2-IN-1)**



*Reference owner's manual for official warranty information.



AUTOMATIC DRIVE SYSTEM

A drive technology that matches your step and pace; when you speed up, the mower speeds up. When you slow down, the mower slows down.



THE PATENTED TORO® RECYCLER® CUTTING SYSTEM

Chops the clippings repeatedly into tiny bits and forces them back into the turf where they decompose quickly and provide nutrients and moisture to the soil.



3-IN-1 VERSATILITY

It allows you to use the mower as a recycler, or in side discharge mode in addition to rear bagging.



RECYCLE-ON-DEMAND

Just a simple shift of a lever switches the mower from the bag setting to recycling mode – Toro's perfected mulching technique.

**MODEL 20955, 20956, 20958
(3-IN-1)**

ALUMINIUM DECK RECYCLERS | 43 CM & 48 CM

| | MODEL 21026 | 21027 | 20836 |
|--|---|--|-----------------------------|
| | 43 cm Aluminium Deck Mower | 43 cm Aluminium Deck Mower | 48 cm Aluminium Deck Mower |
| Recommended Garden Size (m²) | up to 1200 | up to 1200 | up to 1800 |
| Cutting Width | 43 cm | 43 cm | 48 cm |
| Engine | Briggs & Stratton® Quantum 650 Series ReadyStart 190 cc | Briggs & Stratton Quantum 650 Series ReadyStart 190 cc | Toro® OHV 159 cc |
| Starter | Easy-Pull Recoil | Key-Lectric® | Easy-Pull Recoil |
| Drive System | AutoMatic Drive | AutoMatic Drive | AutoMatic Drive |
| Deck Material | Aluminium | Aluminium | Aluminium |
| Height of Cut | 1-point with SmartWheel® 19-75 mm | 1-point with SmartWheel® 19-75 mm | 1-point, 25-102 mm |
| Bag Volume | 50 litres | 50 litres | 60 litres |
| Added Versatility | Rear Bagger, Recycle-on-Demand, Rear Discharge | Rear Bagger, Recycle-on-Demand, Rear Discharge | Rear Bagger, Rear Discharge |
| Length | 76 cm | 76 cm | 80 cm |
| Width | 47.5 cm | 47.5 cm | 50 cm |
| Height | 39 cm | 39 cm | 39 cm |
| Weight | 34 kg | 35 kg | 34 kg |
| Warranty | 2 Year Full* | 2 Year Full* | 5 Year Full* |

RECYCLE-ON-DEMAND

Just a simple shift of a lever switches the mower from the bag setting to recycling mode – Toro's perfected mulching technique.



MODEL 21026, 21027

*Reference owner's manual for official warranty information.




AUTOMATIC DRIVE SYSTEM
A drive technology that matches your step and pace; when you speed up, the mower speeds up. When you slow down, the mower slows down.



EASY FOLD DOWN HANDLES
When you are finished mowing, the handles fold down for compact storage or transport.



DURABLE CAST ALUMINIUM DECK
Lightweight and does not rust. The precision casting also results in an outstanding quality of cut.



THE PATENTED TORO® RECYCLER® CUTTING SYSTEM
Chops the clippings repeatedly into tiny bits and forces them back into the turf where they decompose quickly and provide nutrients and moisture to the soil.

MODEL 20836

ALUMINIUM DECK MOWERS | 53 CM

| | MODEL 20792 | 20793 | 20796 |
|--|--|---|---|
| | 53 cm Aluminium Deck Mower | 53 cm Aluminium Deck Mower | 53 cm Aluminium Deck Mower |
| Recommended Garden Size (m²) | up to 2500 | up to 2500 | up to 2500 |
| Cutting Width | 53 cm | 53 cm | 53 cm |
| Engine | Briggs & Stratton® Quantum 675 Series 190 cc | Briggs & Stratton Quantum 675 Series 190 cc | Briggs & Stratton Intek OHV 825 Series 190 cc |
| Starter | Easy-Pull Recoil | Easy-Pull Recoil | Key-Lectric® |
| Blade Brake Clutch | N/A | Standard | N/A |
| Drive System | AutoMatic Drive | AutoMatic Drive | AutoMatic Drive |
| Deck Material | Aluminium | Aluminium | Aluminium |
| Height of Cut | 4-point, 32-108 mm | 4-point, 32-108 mm | 4-point, 32-108 mm |
| Bag Volume | 65 litres | 65 litres | 65 litres |
| Added Versatility | Rear Bagger, Recycler®, Side Discharge, Rear Discharge | Rear Bagger, Recycler, Side Discharge, Rear Discharge | Rear Bagger, Recycler, Side Discharge, Rear Discharge |
| Length | 91.4 cm | 91.4 cm | 91.4 cm |
| Width | 55.2 cm | 55.2 cm | 55.2 cm |
| Height | 41.9 cm | 41.9 cm | 41.9 cm |
| Weight | 37.6 kg | 37.6 kg | 42.1 kg |
| Warranty | 5 Year Full* | 5 Year Full* | 5 Year Full* |



DURABLE CAST ALUMINIUM DECK
Lightweight and does not rust. The precision casting also results in an outstanding quality of cut.



MODEL 20792, 20793

*Reference owner's manual for official warranty information.



MODEL 20796



53 CM CUTTING WIDTH
Lets you cover a little more ground with each pass you make across the yard.



AUTOMATIC DRIVE SYSTEM
A drive technology that matches your step and pace; when you speed up, the mower speeds up. When you slow down, the mower slows down.



BLADE BRAKE CLUTCH (BBC) SYSTEM (20793 ONLY)
Disengages blade while transmission remains functional. Allows for bag emptying with the engine running.



THE PATENTED TORO® RECYCLER® CUTTING SYSTEM
Chops the clippings repeatedly into tiny bits and forces them back into the turf where they decompose quickly and provide nutrients and moisture to the soil.

REAR BAGGER MOWERS | 48 CM

| MODEL 20816 | 20835 |
|--|-----------------------------|
| 48 cm Rear Bagger Mower | 48 cm Aluminium Deck Mower |
| Recommended Garden Size (m²) up to 1200 | up to 1800 |
| Cutting Width 48 cm | 48 cm |
| Engine Briggs & Stratton® Quantum 675 Series 190 cc | Toro® OHV 159 cc |
| Starter Easy-Pull Recoil | Easy-Pull Recoil |
| Drive System Hand Push | AutoMatic Drive |
| Deck Material Aluminium | Aluminium |
| Height of Cut 1-point with SmartWheel® 19-75 mm | 1-point, 25-102 mm |
| Bag Volume 60 litres | 60 litres |
| Added Versatility Rear Discharge | Rear Bagger, Rear Discharge |
| Length 80 cm | 80 cm |
| Width 50 cm | 50 cm |
| Height 39 cm | 39 cm |
| Weight (with bag) 34 kg | 34 kg |
| Warranty 2 Year Full* | 5 Year Full* |



*Reference owner's manual for official warranty information.



MODEL 20835



CAST ALUMINIUM DECK

Lightweight and corrosion resistant. The precision casting also results in an outstanding quality of cut.



AUTOMATIC DRIVE SYSTEM

A drive technology that matches your step and pace; when you speed up, the mower speeds up. When you slow down, the mower slows down.



OHV ENGINES

A lighter, quieter engine with reduced carb emissions. The full engine lubrication system reduces wear for a longer lasting engine.



BLADE ACCELERATOR

Increases air flow resulting in better bagging performance.

HEAVY DUTY MOWERS | 53 CM

| | MODEL 22156TE | 22187TE & 22188TE | 22189TE | 22203TE |
|---|---------------------------|--|---|---|
| | 53 cm Trim Mower | 53 cm HD Recycler® | 53 cm HD Hi-Vac | 66 cm HD Hi-Vac |
| Cutting Width | 53 cm | 53 cm | 53 cm | 66 cm |
| Engine | Honda® GSV190 187 cc | Kawasaki®, 4-cycle, 4,8 kW | Kawasaki, 4-cycle, 4,8 kW | Kawasaki, 4-cycle, 4,8 kW |
| Starter | Recoil | Recoil | Recoil | Recoil |
| Drive System | Rear Wheel Drive | Rear Wheel Drive 3-speed | Rear Wheel Drive 3-speed | Rear Wheel Drive 3-speed |
| Lubrication | Forced splash lubrication | Full-pressure lubrication (with filter) | Full-pressure lubrication (with filter) | Full-pressure lubrication (with filter) |
| Operator Presence | Zone Start (ZS) | Zone Start (ZS) & Blade Brake Clutch (BBC) | Blade Brake Clutch (BBC) | Blade Brake Clutch (BBC) |
| Air Filter | Dual Element | Dual Element | Dual Element | Dual Element |
| Fuel Capacity | 1.0 litre | 3.8 litres | 3.8 litres | 3.8 litres |
| Bag Volume | 65 litres | 70 litres | 75 litres | 90 litres |
| Height of Cut | 25 - 114 mm | 19 - 83 mm | 19 - 83 mm | 25 - 102 mm |
| Optional Accessories | - | - | Side Discharge Kit | Mulch Kit, Side Discharge Kit |
| Certification | CE & EPA certified | CE & EPA certified | CE & EPA certified | CE & EPA certified |
| Length | 91.4 cm | 91.4 cm | 91.4 cm | 175.3 cm |
| Width | 55.2 cm | 55.9 cm | 55.9 cm | 70.6 cm |
| Height | 41.9 cm | 49 cm | 41.9 cm | 94 cm |
| Weight (with discharge plug/ with bag) | 40.3 kg | 49.9 kg / 51.7 kg 53.6 kg / 55.4 kg | 56.3 kg | 85 kg |
| Warranty | 1 Year Full* | 2 Year Full* | 2 Year Full* | 2 Year Full* |



**POWERFUL
COMMERCIAL ENGINE**
Powered by a strong and
reliable Kawasaki® FJ180V
commercial engine.





BLADE BRAKE CLUTCH (BBC) SYSTEM

Disengages blade while transmission remains functional. Allows for bag emptying with the engine running. (select models only: 22188TE, 22189TE, and 22203TE)




INDUSTRY'S THICKEST DECK

The 6 mm thick die cast aluminium deck is manufactured to withstand the abuse of commercial mowing while minimizing overall mower weight.



DEDICATED BAGGER DESIGN

Mower deck housing with large rear discharge opening is engineered to allow for free flow of clippings into the bag. (select models only: 22156TE, 22189TE, and 22203TE)



THE PATENTED TORO® RECYCLER® CUTTING SYSTEM

Chops the clippings repeatedly into tiny bits and forces them back into the turf where they decompose quickly and provide nutrients and moisture to the soil. (select models only: 22187TE, and 22188TE)

TRIMMERS & BLOWERS

TORO TRIMMERS ARE CONVENIENT

There's no petrol and no oil to take care of. Choose from battery or electric model options. Both are user friendly, well balanced and comfortable.

Ease of use features such as the Edge Guard, the Adjustable Assist Handle and Bump Feed line advance take the hassle out of putting the finishing touches on your garden.



| | MODEL 51461 | 51370 |
|------------------------------------|--------------------|------------------|
| | Battery Trimmer | Electric Trimmer |
| Cutting Width | 18 cm | 32 cm |
| Power | 12 Volt Battery | 320 Watts |
| Run Time | Up to 45 minutes | N/A |
| Bump Feed Line Advanced | Standard | Standard |
| Adjustable Assist Handle | Standard | Standard |
| Cord Lock | N/A | Standard |
| Tool-less Spool Replacement | N/A | Standard |
| Edge Guard | N/A | Standard |
| Trim n' Edge Handle | N/A | Standard |
| Weight | 4.5 kg | 5.4 kg |
| Warranty | 2 Year Full* | 2 Year Full* |



| | MODEL 51612 |
|--------------------|---------------------------------|
| | Leaf Collection Cart Attachment |
| Cart Volume | 132 litres |
| Hose Length | 1.8 m |
| Wheels | 25.4 cm |
| Warranty | 2 Year Full* |

*Reference owner's manual for official warranty information.



TORO BLOWERS AND VACS ARE POWERFUL.

The Super Blower has a maximum airspeed of 325 km/h and the Ultra Blower has a maximum airspeed of 350 km/h. Both are 3 machines in 1: high speed blowers, powerful vacuums and leaf shredders. The Toro walk behind Lawn Vac is easy to handle on both lawns and hard surfaces and the 250 litre bag is big enough to tackle large jobs.



MODEL 51593

Super Blower Vac

Motor 1450 Watts

Air Speed: Maximum / Low 325 km/h / 241 km/h

Speed control 2 Speeds

Air Volume (blow mode/vac mode) 7.6 m³/min / 10.6 m³/min

Motor Amps 12.0

Weight 3.3 kg

dBa High Speed / Low Speed 67.0 / 63.0

Impeller Plastic

Vacuum Capability Standard

Leaf Shredding Reduction 10-to-1

Comfort-Control Grip Handle N/A

Shoulder Bag Volume 53 litres

Warranty 2 Year Full*

51594

Ultra Blower Vac

1450 Watts

350 km/h / 135 km/h

Infinitely Variable

7.8 m³/min / 10.9 m³/min

12.0

3.3 kg

67.0 / 61.0

Serrated metal (magnesium)

Standard

16-to-1

Standard

53 litres

2 Year Full*

MODEL 62925

76 cm Lawn Vac

Bag Volume 250 litres

Engine 206 cc, 4-Cycle OHV

Length 147 cm

Width 76 cm

Height 94 cm

Weight 67.3 kg

Warranty 2 Year Full*



*Reference owner's manual for official warranty information.

Delight in the Garden

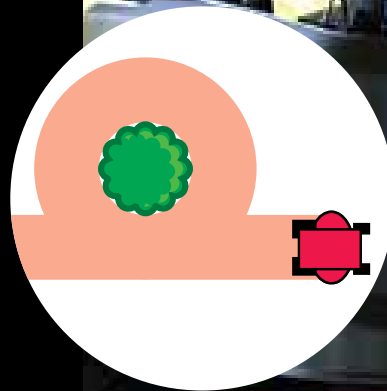

The Toro® riding product range offers mowers for every garden size and condition. Select the mower that best meets your demands. With our innovative technologies, you have flexibility and can react to the changing conditions – even while mowing. Toro riding mowers deliver the durability and performance you expect to keep your garden looking beautiful and your mowing experience delightful.

Fall in love with Mowing

With a Toro TimeCutter®, you have a partner you can depend on. Thanks to its power and durability, you can mow large areas quickly and effortlessly. The TimeCutter series zero radius turning technology makes it possible to turn in place and trim closely on just one pass – you don't have to mow, turn, back up and manoeuvre to cut closely to obstacles. You master large and demanding areas so quickly mowing is no longer a chore.

To see the TimeCutter Direct Collect in action, visit:

www.timecutter.eu





Mulching: Garden Care

Recycler® Technology – If you like to keep your grass consistently short, recycling - Toro's perfected form of mulching - is ideal. The patented design of the cutting chamber and blade chop clippings repeatedly into tiny bits and disperses them back into the turf where they decompose quickly and provide nutrients and moisture to the soil.

Recycling your clippings reduces the need to water or fertilize your grass and keeps the roots cooler. There is no debris left on the surface of the grass to rake and dispose of. Additionally, you will reduce your mowing time significantly because you won't need to empty the grass bag. You may have to mow a little more frequently during the height of growing season. You get the best results in dry, short grass, when clippings distribute best and form a uniform, fine mulch. If the grass does get too long to recycle, Toro offers riding products that are also excellent collectors.

Recycle-on-Demand – select for yourself. If grass is long or wet, the Recycle-on-Demand technology gives you the flexibility to still mow. While seated on the mower, just pull a lever and immediately switch between recycling and bagging mode. Simplicity itself - no tools or extra parts required - and you don't even have to get off the mower to make the selection. Toro has equipped many of its TimeCutter mowers with recycler technology. You can choose between recycling, bagging, and side discharge to adapt the mower to the conditions of your garden - even if they are changing as you mow.





| MODEL 70185 | 70186 |
|---|--|
| Rear-Engine Rider | Rear-Engine Rider |
| Series G132 | H132 |
| Engine 344 cc, I/C OHV, AVS by Briggs & Stratton® | 344 cc, I/C OHV, AVS by Briggs & Stratton |
| Transmission Manual | Hydrostatic |
| Operation 33 cm Easy Grip Steering Wheel; Manual Deck Lift; Flip-Up Seat | 33 cm Easy Grip Steering Wheel; Manual Deck Lift; Flip-Up Seat |
| Decks 81 cm Recycler® | 81 cm Recycler |
| Height of Cut 30 - 90 mm | 30 - 90 mm |
| Recommended Garden Size (m²) up to 2500 | up to 2500 |
| Tyres Front: 11 x 4.00 - 4 Rear: 15 x 6.00 - 6 | Front: 11 x 4.00 - 4 Rear: 15 x 6.00 - 6 |
| Size of Collection 150 litre Integrated Toro Direct Flow | 150 litre Integrated Toro Direct Flow |
| Attachments Rear Discharge Deflector | Rear Discharge Deflector |
| Length 188 cm | 188 cm |
| Width 86 cm | 86 cm |
| Height 104 cm | 104 cm |
| Weight 163 kg | 163 kg |
| Warranty 2 Year Full* | 2 Year Full* |



**FULL, UNOBSTRUCTED
FRONT AND SIDE VISIBILITY**
for mowing, turning
and trimming.



REAR ENGINE RIDERS



WITH ITS LOW PROFILE AND COMPACT SIZE, this rear-engine rider can pass through gates, mow in narrow areas, and they are easy to store in a garage or shed.



3-IN-1 VERSATILITY
It allows you to use the mower as a recycler, or in rear discharge mode in addition to rear bagging.



EMPTY FROM THE SEAT
Easily dump the 150 litre bagger from the seat by simply using the lever. No climbing on and off the rider, no lifting, no strain.



THE PATENTED TORO® RECYCLER® CUTTING SYSTEM
Chops the clippings repeatedly into tiny bits and forces them back into the turf where they decompose quickly and provide nutrients and moisture to the soil.





| | MODEL 71257 | 71252 | 71253 |
|-------------------------------------|---|---|---|
| | Lawn Tractor | Lawn Tractor | Lawn Tractor |
| Series | XL320 | XL380H | XL440H |
| Engine | 344 cc, I/C OHV with AVS by Briggs & Stratton® | 500 cc, Intek OHV with Oil Filter and AVS by Briggs & Stratton | 500 cc, Intek OHV with Oil Filter and AVS by Briggs & Stratton |
| Transmission | 5-Speed | Hydrostatic | Hydrostatic |
| Operation | 35 cm Soft Look Steering; Manual Attachment Lift; Flip-Up Deluxe Seat | 35 cm Soft Look Steering; Manual Attachment Lift; Lights; Flip-Up Deluxe Seat | 35 cm Soft Look Steering; Manual Attachment Lift; Lights; Flip-Up Super Deluxe Seat |
| Height of Cut | 25 - 102 mm | 25 - 102 mm | 25 - 102 mm |
| Recommended Garden Size (m²) | up to 3500 | up to 4500 | up to 7000 |
| Decks | 81 cm Recycler® (side-discharge included) | 97 cm Recycler (side-discharge included) | 112 cm side discharge (Recycler optional) |
| Tyres | Turf Saver 4-ply Front 13 x 5.00 - 6 Rear 16 x 6.50 - 8 | Turf Saver 4-ply Front 15 x 6.00 - 6 Rear 18 x 9.50 - 8 | Turf Saver 4-ply Front 15 x 6.00 - 6 Rear 20 x 10.00 - 8 |
| Attachments | Easy Empty Twin Bagger Dozer Blade | Easy Empty Twin Bagger Dozer Blade | Vac Bagger, Dozer Blade |
| Length | 168.9 cm | 168.9 cm | 172.7 cm |
| Width | 99.8 cm | 114.3 cm | 139.7 cm |
| Height | 99.8 cm | 101.6 cm | 106.7 cm |
| Weight | 170 kg (net) | 186.9 kg | 158.4 kg |
| Warranty | 2 Year Full* | 2 Year Full* | 2 Year Full* |



**TIGHT 51 CM
TURNING RADIUS**
(55 cm on the XL440H model)
for close quarter trimming.





WASHOUT PORT

Easily clean grass and debris from under the deck after mowing by using this convenient washout port. Attach a garden hose and turn on the water. Simple, easy, convenient.



KEYCHOICE FEATURE

Toro's KeyChoice reverse operation system improves safety during operation in reverse without diminishing performance.



SOLID CONSTRUCTION

Stress-resistant channel steel frame and tough, durable cast-iron front axle will provide consistent performance for years to come.



THE PATENTED TORO® RECYCLER® CUTTING SYSTEM

Chops the clippings repeatedly into tiny bits and forces them back into the turf where they decompose quickly and provide nutrients and moisture to the soil.



| | MODEL 74560 | 74573 | 74582 | 74593 |
|--|---|---|--|--|
| | DH Series Tractor | DH Series Tractor | DH Series Tractor | DH Series Tractor |
| Series | DH140 | DH200 | DH210 | DH220 |
| Engine | 344 cc, I/C Single Cylinder OHV, AVS by Briggs & Stratton® | 500 cc, I/C Single Cylinder OHV, AVS by Briggs & Stratton | 500 cc, Intek Single Cylinder OHV, with oil filter by Briggs & Stratton | 656 cc, Intek V-Twin Cylinder OHV with Oil Filter by Briggs & Stratton |
| Transmission | Hydrostatic | Hydrostatic | Hydrostatic | Hydrostatic |
| Operation | Comfort Footrests; Soft-Look Steering Wheel; Electromagnetic Clutch | Comfort Footrests; Soft-Look Steering Wheel; Electromagnetic Clutch | Comfort Footrests; Soft-Look Steering Wheel; Dual Headlights; Electromagnetic Clutch | Comfort Footrests; Soft-Grip Steering Wheel, Headlights; Electromagnetic Clutch, Cruise Control, Hour Meter |
| Decks | 92 cm | 102 cm | 102 cm | 102 cm |
| Height of Cut | 30 - 80 mm | 30 - 98 mm | 30 - 98 mm | 30 - 98 mm |
| Bag Full Indicator | Standard, audible indicator | Standard, audible & visual indicator | Standard, audible & visual indicator | Standard, audible & visual indicator |
| Recommended Garden Size (m²) | up to 5000 | up to 5000 | up to 5000 | up to 5000 |
| Tyres | Front 13 x 5 - 6, 4-ply; Rear 18 x 8.5 - 8, 4-ply | Front 15 x 6 - 6, 4-ply; Rear 18 x 9.5 - 8, 4-ply | Front 16 x 6.50 - 8, 4-ply with Precision Ball Bearings; Rear 20 x 10.00 - 8, 4-ply with Flange Hub Mounting | Front 16 x 6.50 - 8, 4-ply with Precision Ball Bearings; Rear 20 x 10.00 - 8, 4-ply with Flange Hub Mounting |
| Attachments | Easy Empty Bagger; Rear Discharge Deflector | Easy Empty Bagger; Rear Discharge Deflector | Easy Empty Bagger; Rear Discharge Deflector | Easy Empty Bagger; Rear Discharge Deflector |
| Length | 239 cm | 239 cm | 239 cm | 239 cm |
| Width | 95 cm | 107 cm | 107 cm | 107 cm |
| Height | 104 cm | 113 cm | 114 cm | 114 cm |
| Weight | 232 kg | 250 kg | 268 kg | 268 kg |
| Warranty | 2 Year Full* | 2 Year Full* | 2 Year Full* | 2 Year Full* |



MODEL 74560



*Reference owner's manual for official warranty information.

DH SERIES TRACTORS



MODEL 74573, 74582, 74593



OUR SPECIALLY DESIGNED CUTTING DECK

uses two counter-rotating blades to create a powerful airflow that directs grass clippings through the central channel to the rear grass collector.



SOLID CONSTRUCTION

Precision front ball-bearing wheels, heavy-duty welded tubular rail frame, and solid cast iron front axle with grease points ensure durability and strength.



RECYCLE-ON-DEMAND

Just a simple shift of a pedal lets you change between rear collection and time saving recycling, Toro's perfected recycling technique. (74582 & 74593 only)

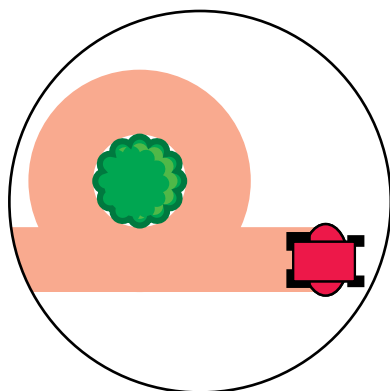


THE PATENTED TORO® RECYCLER® CUTTING SYSTEM

Chops the clippings repeatedly into tiny bits and forces them back into the turf where they decompose quickly and provide nutrients and moisture to the soil.



| | MODEL 74380 | 74381 | 74398 |
|--|--|---|--|
| | TimeCutter® Z4200 | TimeCutter Z4202 | TimeCutter Z5035 |
| Series | Z4200 | Z4202 | Z5035 |
| Engine | 14.2 kW (19 hp) Kohler® Courage® Twin Cam | 14.9 kW (20 hp) Kohler Courage Twin Cylinder | 17.9 kW (24 hp) Kawasaki |
| Transmission | Dual Hydrostatic | Dual Hydrostatic | Dual Hydrostatic |
| PTO Clutch | Electric | Electric | Electric |
| Steering | Dual, Adjustable Wrap-Around Levers | Dual, Adjustable Wrap-Around Levers | Dual, Adjustable Wrap-Around Levers |
| Equipment | Adjustable Footrest; Mid-Back Seat; Armrest (optional); Cup holder | Adjustable Footrest; High-Back Seat; Armrest (optional); Cup holder | Adjustable Footrest; High-Back Seat; Armrest; Cup holder |
| Recommended Garden Size (m²) | up to 7000 | up to 7000 | up to 10,000 |
| Decks | 107 cm 2-blade | 107 cm 2-blade | 127 cm 3-blade |
| Foot Assist Height of Cut System | Optional | Optional | Standard |
| Tyres: Front / Rear | 10 x 4.00 / 18 x 7.50 | 10 x 4.00 / 18 x 7.50 | (Smooth) 10 x 4.00 / 18 x 9.50 |
| Attachments | Twin Bagger | Twin Bagger | Twin Bagger |
| Length | 185.7 cm | 185.7 cm | 185.7 cm |
| Width | 136.5 cm | 136.5 cm | 160 cm |
| Height | 94.6 cm | 94.6 cm | 102.2 cm |
| Weight | 231 kg | 231 kg | 259.5 kg |
| Height of Cut | 38 - 114 mm | 38 - 114 mm | 38 - 114 mm |
| Warranty | 3 Year Limited* | 3 Year Limited* | 3 Year Limited* |



ZERO TURN TECHNOLOGY

With zero turn technology, you can easily trim close to trees, flower beds, and other objects in your garden.

*Reference owner's manual for official warranty information.



TWO EASY-TO-USE LEVERS replace the hand and foot controls on a tractor, including the steering wheel, gas pedal and brake.



UNOBSTRUCTED VISIBILITY
With the engine in the rear, it's easy to see what's ahead for mowing around landscaping.



THE TORO® TIMECUTTER IS SO MANOEUVRABLE, it can cut your mowing time in half! Specifically designed for fast, efficient, high-quality mowing in one step.

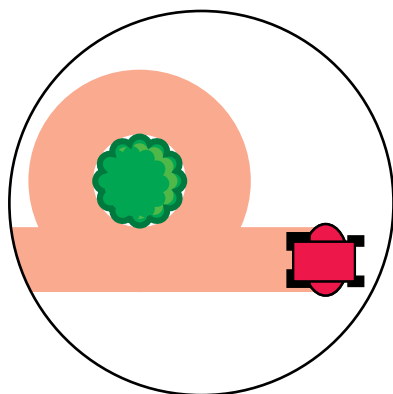


THE PATENTED TORO® RECYCLER® CUTTING SYSTEM
Chops the clippings repeatedly into tiny bits and forces them back into the turf where they decompose quickly and provide nutrients and moisture to the soil.





| MODEL 74433 | 74437 |
|--|---|
| TimeCutter® Direct Collect | TimeCutter Direct Collect |
| Series ZD420 | Z420T |
| Engine 500 cc, 13.8 kW (18.5 hp) I/C OHV by Briggs & Stratton® | 585 cc, Kawasaki® Twin-Cylinder OHV |
| Transmission Dual Hydro-Gear Hydrostats | Dual Hydro-Gear Hydrostats |
| PTO Clutch Electric | Electric |
| Steering Dual, Wrap-Around Levers with Hydraulic Dampers Adjustable Control Handles | Dual, Wrap-Around Levers with Hydraulic Dampers Adjustable Control Handles |
| Equipment Adjustable Footrest; High-Back Seat; Armrest (optional); 150 litre integrated Collector with Dump from the Seat Operation and Bag Full Indicator; Recycle-on-Demand | Adjustable Footrest; High-Back Seat; Armrest (optional); 150 litre integrated Collector with Dump from the Seat Operation and Bag Full Indicator; Recycle-on-Demand |
| Recommended Garden Size (m²) up to 7000 | up to 7000 |
| Decks 107 cm | 107 cm |
| Tyres Front 10 x 4.00 Rear (4-ply) 18 x 7.50 | Front 10 x 4.00 Rear (4-ply) 18 x 7.50 |
| Attachments Snow Plow, Tire Chains, Smooth Castor, Wheel Kit and Rear Discharge Deflector Kit | Snow Plow, Tire Chains, Smooth Castor, Wheel Kit and Rear Discharge Deflector Kit |
| Length 213.4 cm | 213.4 cm |
| Width 112.9 cm | 112.9 cm |
| Height 106.7 cm | 106.7 cm |
| Weight 292 kg | 296 kg |
| Height of Cut 38 - 114 cm | 38 - 114 cm |
| Warranty 3 Year Limited* | 3 Year Limited* |



ZERO TURN TECHNOLOGY

With zero turn technology, you can easily trim close to trees, flower beds, and other objects in your garden. The TimeCutter Direct Collect is the only riding mower that combines zero turn technology with direct collection



TIMECUTTER® DIRECT COLLECT



UNOBSTRUCTED VISIBILITY
With the engine in the rear, it's easy to see what's ahead for mowing around landscaping.



RECYCLE-ON-DEMAND
Just a simple turn of a lever lets you change between rear collection and time saving recycling, Toro's perfected recycling technique.



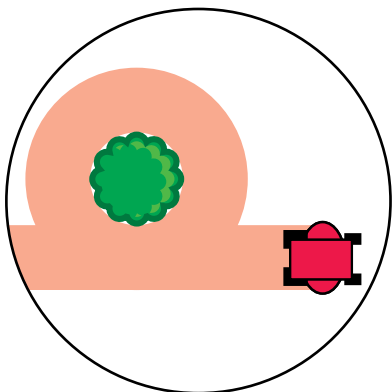
EMPTY FROM THE SEAT
The 150 litre collector, equipped with a full hopper indicator, makes emptying easy, right from the seat.



THE PATENTED TORO® RECYCLER® CUTTING SYSTEM
Chops the clippings repeatedly into tiny bits and forces them back into the turf where they decompose quickly and provide nutrients and moisture to the soil.



| | MODEL 74912 | 74914 |
|--|---|---|
| | TITAN® TimeCutter® ZX | TITAN TimeCutter ZX |
| Series | ZX4800 | ZX5400 |
| Engine | 17.2 kW (23 hp) Kohler® Courage® Twin Cylinder | 17.9 kW (24 hp) Kawasaki® |
| Transmission | Dual Hydrostatic with Charge Pumps | Dual Hydrostatic with Charge Pumps |
| PTO Clutch | Electric | Electric |
| Steering | Adjustable, Wrap-Around Levers with Hydraulic Dampers | Adjustable, Wrap-Around Levers with Hydraulic Dampers |
| Equipment | Adjustable Seat; Armrest; Hour meter; Cup holder; Storage compartment | Adjustable Seat; Armrest; Hour meter; Cup holder; Storage compartment |
| Recommended Garden Size (m²) | up to 10,000 | up to 10,000+ |
| Decks | 122 cm 3-blade | 137 cm 3-blade |
| Foot Operated Height of Cut System | Standard | Standard |
| Tyres | Front (Smooth) 10 x 4.00 Rear 20 x 9.00 | Front (Smooth) 10 x 4.00 Rear 20 x 10.00 |
| Attachments | Twin-Bagger, Sun Shade, Mulch Kit, Headlight Kit | Twin-Bagger Sun Shade, Mulch Kit, Headlight Kit |
| Length | 185.7 cm | 185.7 cm |
| Width | 150.9 cm | 163.1 cm |
| Height | 107.2 cm | 107.2 cm |
| Weight | 299 kg | 304 kg |
| Height of Cut | 38 - 114 mm | 38 - 114 mm |
| Warranty | 3 Year Limited* | 3 Year Limited* |



ZERO TURN TECHNOLOGY

With zero turn technology, you can easily trim close to trees, flower beds, and other objects in your garden.



TITAN® TIMECUTTER® ZX



HEAVY DUTY DECKS

The TITAN deck has welds fusing 10 gauge steel plates together capped by a bull-nose bumper protecting the leading edge of the deck. Durability and quality of cut has been scrutinized and perfected.



3-IN-1 CUTTING SYSTEM

Bag it, side-discharge it, mulch it – performance in any cutting condition. The top discharge deck, has optional twin-bagging system or Recycler® mulch kit to transform clippings into a nutrient rich mulch.



DURABLE FRAME


Heavy duty 5 cm x 5 cm fully tubular steel frame.



THE PATENTED TORO® RECYCLER® CUTTING SYSTEM

Chops the clippings repeatedly into tiny bits and forces them back into the turf where they decompose quickly and provide nutrients and moisture to the soil.

LAWN & GARDEN TRACTOR ATTACHMENTS



EASY-TWIN BAGGER
Easy-twin bagger dual bags make handling easier.



VAC BAGGER
Vac bagger develops high vacuum power for collecting. Impeller assembly helps to process debris, so it collects and fills more efficiently for fewer stops.

TIMECUTTER® ATTACHMENTS



SNOW BLADE*
Attach an optional 142 cm snow blade to turn your Z mower into an all-season performer.
**Direct Collect Only*



BAGGER
Pickup lawn clippings, leaves and debris quickly with this 311 litre bagger.



Worldwide Headquarters

The Toro Company
8111 Lyndale Ave. So.
Bloomington, MN 55420 U.S.A.
Phone: (1) 952 888 8801
Fax: (1) 952 887 8258
www.toro.com

GB Printed in U.S.A. 200-4300
©2010 The Toro Company.
All Rights Reserved.