

TORO

Count on it.

GDC 2-WIRE CONTROL SYSTEM



The Toro® GDC System uses innovative technology to provide an irrigation solution to customers who want a safe, reliable and energy efficient system. Using a two-wire path to communicate to buried control units, the system eliminates the costs associated with traditional valve wire bundles and provides a solution that is vandal resistant, easy to install and easy to expand.

Features & Benefits

Lower Costs with Flexible Configurations

GDC Systems can be configured with the modules located in valve boxes outside of the playing area for easy access and lower cost, or with the modules integrated with the sprinkler to reduce wire and splices.

Less System Downtime with Integrated Surge Protection (ISP)


ISP 2-wire modules are rated at 20 KV surge protection—the highest in the industry. In some of the most active lightning areas of the world, the GDC provides rock-solid performance.

Easily Expandable Up to 9000 Stations

Whether you have 100, 800 or 9000 stations, the GDC system will meet your needs and can be expanded by simply adding modules.

Station-Based Flow Management

Reduces nighttime water window and optimizes pump efficiency. Central irrigation programs are available from the hand held radio for manual watering.



Diagnostics
Built-in diagnostics automatically let you know if there are any problems. The wire path check quickly confirms that the whole system is operational.

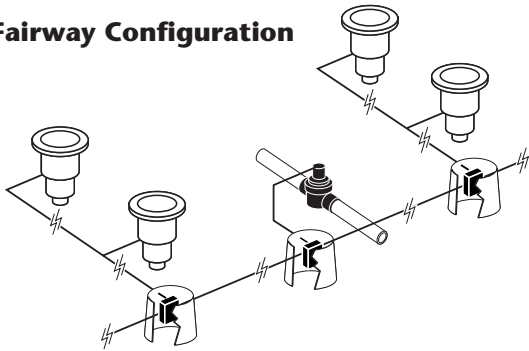
Integrated Sprinkler
Toro INFINITY® and FLEX800™ Series sprinkler models have an integrated 2-wire module option.



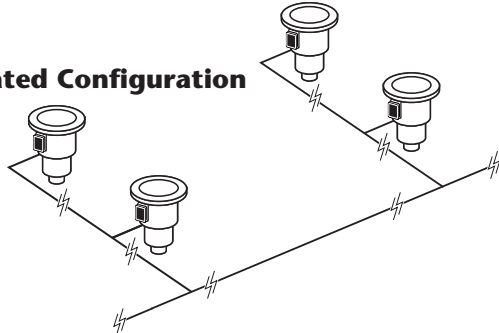


GDC 2-WIRE CONTROL SYSTEM

Off Fairway Configuration



Integrated Configuration



DEC-ISP-4

DEC-ISP-2

DEC-ISP-1

Specifying Information—2-Wire Modules

DEC-ISP-X	
Type	Configuration
DEC-ISP	X
DEC-ISP—Module*	1—1-station 2—2-station 4—4-station
Example: A 2-station GDC Module would be specified as: DEC-ISP-2	

*Refer to sprinkler pages for specifying information on Sprinkler 2-wire Modules

SPECIFICATIONS

Operational

- Lynx® Central:
 - Mapping capabilities
 - Remote hand-held operation
 - Weather station integration
 - Pump station integration
- Enhanced diagnostics:
 - Communication
 - Electrical shorts/opens
 - Solenoid check
- No holding power required to operate stations
- Decoder identification is a unique 5-character address
- Standalone option (GDC200)

Installation

- Maximum number of wire paths:
 - 4 per gateway
- Maximum number of gateways:
 - 4 per system (Standard)
 - 9 per system (Remote)
- Maximum number of decoders per wire path:
 - 250
- Maximum stations per gateway:
 - 1000 integrated
 - 1600 off fairway
 - 1000 remote
- Maximum stations per system:
 - 4000 integrated
 - 6400 off fairway
 - 9000 Remote
- Simultaneous stations per output board:
 - 100
- Maximum distance from central to module (using 14 gauge wire): 2.6 miles
- Maximum distance from module to sprinkler (using 14 gauge wire): 400 ft.
- Solenoids per output: 2 DCLS-P
- Stations per module: 1, 2 or 4

Electrical

- Input power:
 - 88-264 V ac, 50/60 Hz
- Output Power:
 - Output voltage: 40 V ac max
 - Output power: 75 VA max
 - Class 2, SELV
- ISP 2-wire modules are rated at 20 KV surge protection
- 2-Wire modules wiring: 14 awg

Temperature

- Operating Temperature: 32° F to 140° F
- Storage temperature: -22° F to 212° F

Specifying Information—Gateway

DEC-XXX-XXXX		
Type	Communication	Station Count
DEC	XXX	XXXX
DEC	SA—Stand-alone PCS—Central RS—Remote*	200—200 Stations 1600—1600 Stations, Standard 1000-M—1000 Stations, Remote, Wired 1000-DR—1000 Stations, Remote, Radio

*1000-M & 1000-DR only