

TORO**Count on it.**

NGE[®] SF

Self-flushing Pressure Compensating Emitter

Micro-Irrigation



Application:

The NGE is a precise, pressure compensating emitter engineered for use in vineyards, orchards, nurseries, greenhouse and landscape applications. The emitter's unique design provides flushing during operation and shutdown and prevents back-siphonage, providing added protection against clogging.

Features and Benefits:

- Acid resistant high-grade material provides the emitter with superior weathering characteristics and protection against chemical degradation.
- The unique emitter design and pressure compensating diaphragm allows:
 - Self-flushing during operation and shut-down to facilitate cleaning.
 - The emitter to close upon system shut down, thus inhibiting back siphoning and reducing the risk of emitter clogging.
- The semi-circle inlet filters and large turbulent flow path provide clogging resistance by preventing large debris from entering the emitter, and by allowing smaller particles to exit the flowpath during the self-flushing cycle.
- The exceptional emitter design allows uniform flow rates from 8 to 60 psi (0.55 to 4.1 Bar). This wide pressure range makes the NGE emitter ideal for use in difficult topographical conditions. With a Cv of 3% or less, the NGE is one of the highest performing emitters available.

- Available in male adapter (-MA) or snap on dust cap (-DC) configurations.
 - The male adaptor option with an internal bug shield deters the entry of insects and can also be used with 1/4" (4mm) leader tube or the Black Spider multi-outlet device.
 - The dust cap option deters dust and insects from entering the emitter.

- Available in four flow rates:

DPC02-MA-Blue	0.5 gph	2.0 lph
DPC03-MA-Green	0.8 gph	3.0 lph
DPC04-MA-Black	1.0 gph	4.0 lph
DPC08-MA-Red	2.1 gph	8.0 lph

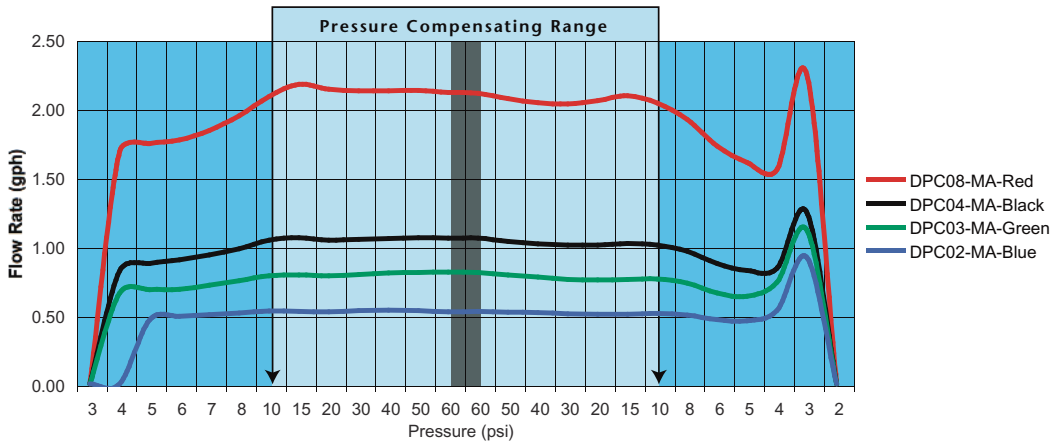
**COLOR-CODED
FOR EASY
IDENTIFICATION**



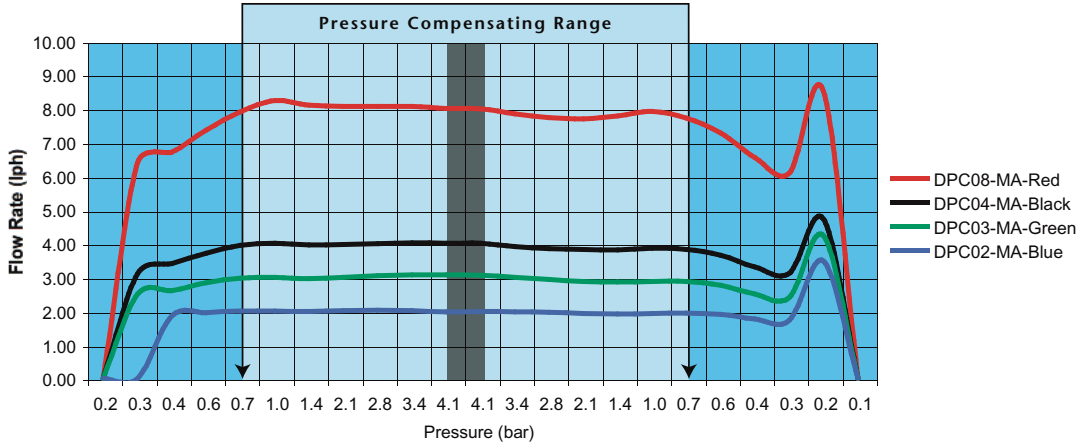
NGE® SF

Self-flushing Pressure Compensating Emitter

Emitter Discharge Rate vs. Pressure, English



Emitter Discharge Rate vs. Pressure, Metric




Specifications

	DPC02	DPC03	DPC04	DPC08
Nominal Flow Rate (Q)				
gpm	0.5	0.8	1.0	2.1
lph	2.0	3.0	4.0	8.0
Recommended Pressure Range (P)				
psi	8 to 60 psi			
Bar	0.6 to 4.1 Bar			
Emitter Exponent (x)	0.000	0.001	0.000	0.002
Coefficient of Variation (Cv)	≤ 3%			
Minimum Filtration Requirement	120 Mesh (125 Micron)			
Optional Outlet	-MA (male adaptor) / -DC (dust cap)			
Color	Blue	Green	Black	Red

Understanding Part Numbers

Example: DPC04-MA-Black



©2012 The Toro Company
 Micro-Irrigation Business
 1588 N. Marshall Avenue, El Cajon, CA 92020-1523, USA
 Tel: +1 (800) 333-8125 or +1 (619) 562-2950
 Fax: +1 (800) 892-1822 or +1 (619) 258-9973

toro.com

ALT027 10/09



Count on it.